


# Price List 2017/2018

Ersa soldering irons, soldering and desoldering stations, solder fume extractions, hybrid rework equipment and accessories





Delivery will be made according to our general terms and conditions. Prices and products are subject to changes. With validity of this price list all former prices become invalid.

**Soldering Irons & Sets**



**Miniature Soldering Irons**

MINOR S ..... 4  
MINITYP S..... 4

**Microsoldering Irons**

MULTITIP series..... 4  
TIP 260 ..... 5

**Universal Soldering Irons**

MULTI-PRO, ERSA 30 S..... 5  
ERSA 50 S/80 S/150 S..... 6

**Standard Soldering Irons**

ERSA 50 S/80 S/150 S..... 6

**Plastics Welding Device**

ERSA 185 PZ ..... 6

**Workshop & Hammer Soldering Irons**

ERSA 200 – ERSA 550..... 7

**High-Speed & Power Soldering Irons**

PTC 70, MULTI-TC, MULTI-SPRINT..... 8

**Gas Soldering Irons**

INDEPENDENT 75/130.....9, 10

**Solder Baths & Special Tools**



Static solder baths, mini solder baths...11  
RA 4500 D Temperature Regulator .....11  
Temperature Sensors .....11  
4HMFARBE .....11

**Soldering Stations and Hybrid Rework System**



**Soldering Stations**

RDS 80.....12  
ANALOG 60 .....12

**Hybrid Rework System**

HR 100 A.....22  
IRHP 100 A.....22  
DIP & PRINT STATION.....23

**Antistatic Soldering Stations and Desoldering Stations**



**Antistatic Soldering Stations**

ANALOG 60 A.....12

**SMT & Multifunctional Soldering Stations**

DIGITAL 2000 A .....12 - 13  
i-CON PICO, i-CON NANO ..... 15

i-CON1, i-CON2..... 15 - 17  
i-CON1 C, i-CON2 C.....18  
i-CON VARIO 2 .....19  
i-CON VARIO 4 .....20 - 21  
SMD 8014, SMD 8013, SMD 8012 ..... 33

**Antistatic Desoldering Stations**

DIGITAL 2000 A ..... 14  
i-CON2 ..... 16 - 17  
i-CON VARIO 2 ..... 19  
i-CON VARIO 4 .....20 - 21

**“CLEAN-AIR”- Solder Fume Extractions**



**Extractions for the Workbench**

Ersa CLEAN-AIR.....24  
Ersa EASY ARM 1 .....25  
Ersa EASY ARM 2.....25  
EASY ARM EXTRACTION EA 110 plus i ..... 27

Accessories and spare parts CLEAN-AIR ..... 26, 27

**Accessories & Process Materials**



**Accessories**

Heating Plates.....23  
Vacuum Pipette.....28  
Desoldering Tools, Desoldering Wicks .....28  
Tip Exchanger .....29

DTM Temperature Measuring Device .....29  
STR 100/STR 200 Stacking Rack ..... 14, 29  
Tool holders and cleaning sponges.....30  
Solder Wire Dispenser..... 31

**Process Material**

Solder Wires..... 31  
Solder Bars.....31  
Fluxes .....32  
FLUX PEN, FLUX REMOVER .....32  
TIP REACTIVATOR..... 33

**Soldering & Desoldering Tips**







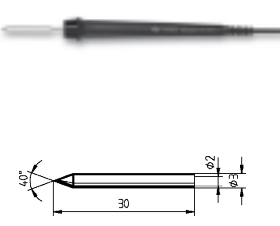



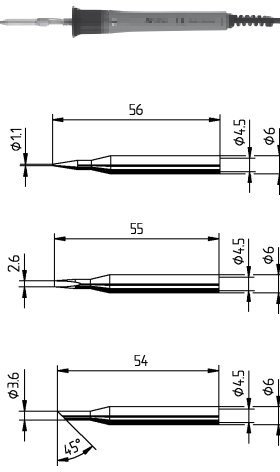









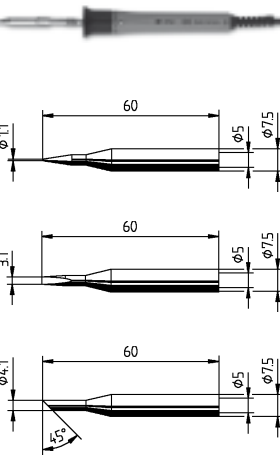









**Soldering & Desoldering Tips**

102 tip series ..... 34 - 36  
832 tip series .....37 - 38  
842 tip series.....39  
612 tip series .....40


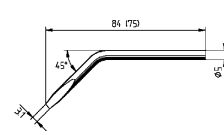









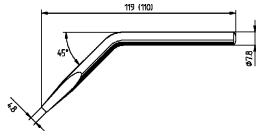
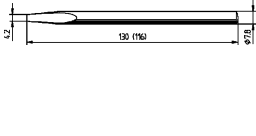










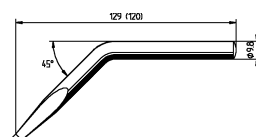
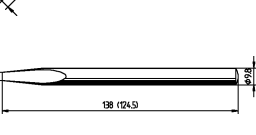



















212 tip series ..... 41  
422 and 452 tip series ..... 42 - 43  
462 and 472 tip series .....43  
722 tip series .....44


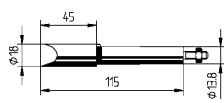







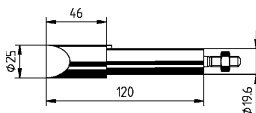







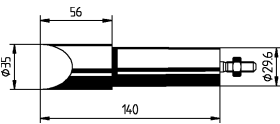






**References**




























Ersa rework systems.....45  
Ersa inspection systems .....46  
General terms of sales, delivery and payment..... 47

	<b>0045BDG</b>	<b>MINOR S soldering iron, 6 V, 5 W, with ERSADUR soldering tip 0042BD and plug for transformer</b>	2	1	46.75	
	0042BD/SB	<u>Soldering tips:</u> ERSADUR soldering tip for MINOR S, pencil point	2	1	7.00	
	0042LD/SB	ERSADUR soldering tip for MINOR S, angled face	2	1	7.00	
	<b>0015BDH</b>	<b>MINITYP S soldering iron, 12 V, 6 W, with ERSADUR soldering tip 0012BD, without plug</b>	2	1	35.00	
	<b>0015BDH040</b>	<b>MINITYP S soldering iron to connect with soldering station OMS250 / S (with chinch plug)</b>	2	1	37.50	
	0012BD/SB	<u>Soldering tip:</u> ERSADUR soldering tip for MINITYP S, pencil point	2	1	6.00	
	<b>0910BD</b>	<b>MULTITIP C15 soldering iron, 15 W, 230 V, complete with ERSADUR tip 0162BD and holder 0A18</b>	2	1	44.88	
	0162BD/SB	<u>Soldering tips:</u> ERSADUR soldering tip, pencil point, 1.1 mm/0.043 in $\varnothing$	2	1	9.75	
	0162BD/10	ERSADUR soldering tip, pencil point, 1.1 mm/0.043 in $\varnothing$	2	10	89.75	
	0162KD/SB	ERSADUR soldering tip, chisel-shaped, 2.6 mm/0.102 in	2	1	9.75	
	0162KD/10	ERSADUR soldering tip, chisel-shaped, 2.6 mm/0.102 in	2	10	89.75	
	0162LD/SB	ERSADUR soldering tip, angled face 45°, 3.6 mm/0.142 in	2	1	9.75	
	0162LD/10	ERSADUR soldering tip, angled face 45°, 3.6 mm/0.142 in	2	10	89.75	
	0A18	<u>Accessories / spare parts:</u> Holder for MULTITIP series	2	1	1.63	
E091100	Heating element for MULTITIP C15, 230 V, 15 W	2	1	30.38		
	<b>0920BD</b>	<b>MULTITIP C25 soldering iron, 25 W, 230 V, complete with ERSADUR tip 0172BD and holder 0A18</b>	2	1	46.50	
	0172BD/SB	<u>Soldering tips:</u> ERSADUR soldering tip, pencil point, 1.1 mm/0.043 in $\varnothing$	2	1	9.75	
	0172BD/10	ERSADUR soldering tip, pencil point, 1.1 mm/0.043 in $\varnothing$	2	10	89.75	
	0172KD/SB	ERSADUR soldering tip, chisel-shaped, 3.1 mm/0.122 in	2	1	9.75	
	0172KD/10	ERSADUR soldering tip, chisel-shaped, 3.1 mm/0.122 in	2	10	89.75	
	0172LD/SB	ERSADUR soldering tip, angled face 45°, 4.1 mm/0.161 in	2	1	9.75	
	0172LD/10	ERSADUR soldering tip, angled face 45°, 4.1 mm/0.161 in	2	10	89.75	
	0A18	<u>Accessories / spare parts:</u> Holder for MULTITIP series	2	1	1.63	
E092100	Heating element for MULTITIP C25, 230 V, 25 W	2	1	31.75		





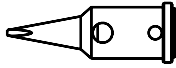


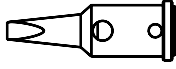


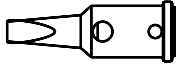


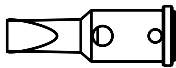





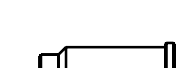


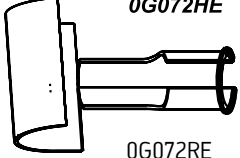









	<b>0260BD</b> <b>TIP 260 soldering iron, 16 W, 230 V, complete with ERSADUR soldering tip 0162BD and holder 0A18</b>	<b>2</b> <b>1</b> 44.50 <b>0162BD/SB</b> <i>Soldering tips:</i> ERSADUR soldering tip, pencil point, 1.1 mm/0.043 in <b>0162BD/10</b> ERSADUR soldering tip, pencil point, 1.1 mm/0.043 in <b>0162KD/SB</b> ERSADUR soldering tip, chisel-shaped, 2.6 mm/0.102 in <b>0162KD/10</b> ERSADUR soldering tip, chisel-shaped, 2.6 mm/0.102 in <b>0162LD/SB</b> ERSADUR soldering tip, angled face 45°, 3.6 mm/0.142 in <b>0162LD/10</b> ERSADUR soldering tip, angled face 45°, 3.6 mm/0.142 in <i>Accessories / spare parts:</i> <b>0A18</b> Holder for TIP 260 <b>E026100</b> Heating element for TIP 260, 230 V, 16 W	<b>2</b> <b>1</b> 44.50 <b>2</b> <b>1</b> 9.75 <b>2</b> <b>10</b> 89.75 <b>2</b> <b>1</b> 9.75 <b>2</b> <b>10</b> 89.75 <b>2</b> <b>1</b> 9.75 <b>2</b> <b>10</b> 89.75 <b>2</b> <b>1</b> 1.63 <b>2</b> <b>1</b> 26.88	4 003008 025040 4 003008 052541 4 003008 053340 4 003008 052565 4 003008 053326 4 003008 052527 4 003008 053302 4 003008 030198 4 003008 025415
<p>Suitable soldering tips: pages 37 - 39</p>	<b>0930CD</b> <b>MULTI-PRO soldering iron, 20 W, 230 V, with heat-resistant cable, complete with ERSADUR soldering tip 0832CDLF and holder 0A18</b>	<b>2</b> <b>1</b> 56.25 <b>0A18</b> <i>Accessories / spare parts:</i> Holder for MULTI-PRO <b>E093100</b> Heating element, 230 V, 20 W, for MULTI-PRO soldering iron	<b>2</b> <b>1</b> 56.25 <b>2</b> <b>1</b> 1.63 <b>2</b> <b>1</b> 37.25	4 003008 059892 4 003008 030198 4 003008 060249
	<b>0330KD</b> <b>ERSA 30 S soldering iron, 30 W, 230 V, complete with ERSADUR tip 0032KD and support disk 3N194</b>	<b>2</b> <b>1</b> 40.75 <b>0330KD0028</b> <i>with heat-resistant cable:</i> <b>ERSA 30 S soldering iron, 30 W, 230 V, complete with ERSADUR tip 0032KD and support disk 3N194</b> <b>0340KD</b> <b>Same as 0330KD, 40 W however</b> <i>Soldering tips:</i> <b>0032KD/SB</b> ERSADUR soldering tip, chisel-shaped 3.1 mm/0.122 in <b>0032KD/10</b> ERSADUR soldering tip, chisel-shaped 3.1 mm/0.122 in <b>0032BD/SB</b> ERSADUR soldering tip, pencil point, 1.1 mm/0.043 in <b>0032BD/10</b> ERSADUR soldering tip, pencil point, 1.1 mm/0.043 in <b>0032JD/SB</b> ERSADUR soldering tip, chisel-shaped, bent, 3.1 mm/0.122 in <b>0032JD/10</b> ERSADUR soldering tip, chisel-shaped, bent, 3.1 mm/0.122 in <i>Accessories / spare parts:</i> <b>3N194</b> Rubber support disk for ERSA 30 S <b>E033100</b> Heating element for ERSA 30 S, 230 V, 30 W <b>E034100</b> Heating element for ERSA 30 S, 230 V, 40 W	<b>2</b> <b>1</b> 40.75 <b>2</b> <b>1</b> 50.38 <b>2</b> <b>1</b> 42.75 <b>2</b> <b>1</b> 7.87 <b>2</b> <b>10</b> 70.63 <b>2</b> <b>1</b> 7.87 <b>2</b> <b>10</b> 70.63 <b>2</b> <b>1</b> 7.87 <b>2</b> <b>10</b> 70.63 <b>2</b> <b>1</b> 1.25 <b>2</b> <b>1</b> 28.75 <b>2</b> <b>1</b> 30.63	4 003008 047004 4 003008 056013 4 003008 047363 4 003008 052725 4 003008 053500 4 003008 052763 4 003008 053548 4 003008 052749 4 003008 053524 4 003008 048827 4 003008 047189 4 003008 026092

    	<b>0055JD</b>	<b>ERSA 50 S soldering iron, 50 W, 230 V, complete with ERSADUR tip 0052JD and holder 0A04</b>	2	1	72.50	
	<i>Soldering tips:</i>					
	0052JD/SB	ERSADUR, chisel-shaped, bent, 3.1 mm/0.122 in	2	1	8.63	
	0052JD/10	ERSADUR, chisel-shaped, bent, 3.1 mm/0.122 in	2	10	76.88	
	0A04	<i>Accessories / spare parts:</i> Holder for ERSA 50 S	2	1	3.13	
E005100	Heating element for ERSA 50 S, 230 V, 50 W	2	1	28.13		
     	<b>0085JD</b>	<b>ERSA 80 S soldering iron, 80 W, 230 V, complete with ERSADUR tip 0082JD and holder 0A04</b>	2	1	86.25	
	<i>Soldering tips:</i>					
	0082JD/SB	ERSADUR, chisel-shaped, bent, 4.8 mm/0.189 in	2	1	15.13	
	0082JD/10	ERSADUR, chisel-shaped, bent, 4.8 mm/0.189 in	2	10	136.50	
	0082KD/SB	ERSADUR, chisel-shaped, 4.8 mm/0.189 in	2	1	15.13	
0A04	<i>Accessories / spare parts:</i> Holder for ERSA 80 S	2	1	3.13		
E008100	Heating element for ERSA 80 S, 230 V, 80 W	2	1	33.25		
      	<b>0155JD</b>	<b>ERSA 150 S soldering iron, 150 W, 230 V, complete with ERSADUR tip 0152JD and holder 0A04</b>	2	1	96.25	
	<i>Soldering tips:</i>					
	0152JD/SB	ERSADUR, chisel-shaped, bent, 5.3 mm/0.209 in	2	1	20.75	
	0152JD/10	ERSADUR, chisel-shaped, bent, 5.3 mm/0.209 in	2	10	156.25	
	0152KD/SB	ERSADUR, chisel-shaped, 5.3 mm/0.209 in	2	1	20.75	
0152KD/10	ERSADUR, chisel-shaped, 5.3 mm/0.209 in	2	10	156.25		
0A04	<i>Accessories / spare parts:</i> Holder for ERSA 150 S	2	1	3.13		
E015100	Heating element for ERSA 150 S, 230 V, 150 W	2	1	37.50		
   	<b>0185PZ</b>	<b>ERSA 185 PZ plastics welding device, 150 W, 230 V, complete with welding blade 0182PZ004, holder 0A38 and cleaning brush</b>	2	1	362.50	
	<i>Welding blade:</i>					
	0182PZ004	Welding blade for ERSA 185 PZ	2	1	295.00	
	E015100	<i>Accessories / spare parts:</i> Heating element for ERSA 185 PZ, 230 V, 150 W	2	1	37.50	
3ZT00051	Cleaning brush, bristles made of brass wire	2	1	4.75		




  	0200MD	ERSA 200 soldering iron, 200 W, 230 V, complete with ERSADUR tip 0202MD and holder 0A17	2	1	212.50	
	0200MZ	ERSA 200 soldering iron, 200 W, 230 V, complete with soldering tip 0202MZ and holder 0A17	2	1	195.00	
	0202MD/SB	<u>Soldering tips:</u> ERSADUR, chisel-shaped, reinforced, 18 mm/0.709 in	2	1	68.75	
	0202MZ/SB	Nickel-plated, chisel-shaped, reinforced, 18 mm/0.709 in	2	1	53.75	
	0A17	<u>Accessories / spare parts:</u> Holder for ERSA 200	2	1	8.63	
	E020100	Heating element for ERSA 200, 230 V, 200 W	2	1	53.75	
  	0300MD	ERSA 300 soldering iron, 300 W, 230 V, complete with ERSADUR soldering tip 0302MD and holder 0A17	2	1	256.25	
	0300MZ	ERSA 300 soldering iron, 300 W, 230 V, complete with soldering tip 0302MZ and holder 0A17	2	1	237.50	
	0302MD/SB	<u>Soldering tips:</u> ERSADUR, chisel-shaped, reinforced, 25 mm/0.984 in	2	1	101.25	
	0302MZ/SB	Nickel-plated, chisel-shaped, reinforced, 25 mm/0.984 in	2	1	82.50	
	0A17	<u>Accessories / spare parts:</u> Holder for ERSA 300	2	1	8.63	
	E030100	Heating element for ERSA 300, 230 V, 300 W	2	1	56.63	
  	0550MD	ERSA 550 soldering iron, 550 W, 230 V, complete with ERSADUR soldering tip 0552MD and holder 0A17	2	1	425.00	
	0550MZ	ERSA 550 soldering iron, 550 W, 230 V, complete with soldering tip 0552MZ and holder 0A17	2	1	400.00	
	0552MD/SB	<u>Soldering tips:</u> ERSADUR, chisel-shaped, reinforced, 35 mm/1.378 in	2	1	156.25	
	0552MZ/SB	Nickel-plated, chisel-shaped, reinforced, 35 mm/1.378 in	2	1	131.25	
	0A17	<u>Accessories / spare parts:</u> Holder for ERSA 550	2	1	8.63	
	E055100	Heating element for ERSA 550, 230 V, 550 W	2	1	75.00	




































 <p>Suitable soldering tips, types 832 and 842, see page 37 - 39</p>	<b>0710CD</b>	<b>PTC 70 electronically temperature-controlled soldering iron, 75 W, 230 V, complete with ERSADUR soldering tip 0832CDLF and holder 0A18</b>	2	1	97.50	
	0A18	<i>Accessories / spare parts:</i> Holder for PTC 70	2	1	1.63	
 <p>Suitable soldering tips, types 832 and 842, see page 37 - 39</p>	<b>0760CD</b>	<b>MULTI-TC electronically temperature-controlled soldering iron, 75 W, 230 V, complete with ERSADUR soldering tip 0842CD and holder 0A18</b>	2	1	215.00	
	0A18	<i>Accessories / spare parts:</i> Holder for MULTI-TC	2	1	1.63	
 <p>Suitable soldering tips, types 832 and 842, see page 37 - 39</p> <p><i>Opposite tips can be obtained in packing units of 10 or in single pieces (see page 37 - 39)</i></p>	<b>0960ED</b>	<b>MULTI-SPRINT, 75 W, 230 V, complete with ERSADUR soldering tip 0832EDLF</b>	2	1	68.75	
		<i>Soldering tips:</i>				
	0832UDLF/SB	ERSADUR, pencil point, extended, 0.4 mm/0.016 in $\varnothing$	2	1	12.38	
	0832SDF/SB	ERSADUR, pencil point, extended, 0.8 mm/0.031 in $\varnothing$	2	1	11.88	
	0832BDF/SB	ERSADUR, pencil point, 1.0 mm/0.039 in $\varnothing$	2	1	11.88	
	0832YDLF/SB	ERSADUR, chisel-shaped, 1.6 mm/0.063 in	2	1	11.75	
	0832CDF/SB	ERSADUR, chisel-shaped, 2.2 mm/0.087 in	2	1	11.88	
	0832KDLF/SB	ERSADUR, chisel-shaped, extended, 2.2 mm/0.087 in	2	1	11.88	
	0832EDLF/SB	ERSADUR, chisel-shaped, 3.2 mm/0.126 in	2	1	11.88	
	0832TDLF/SB	ERSADUR, angled face, 3.0 mm/0.018 in $\varnothing$	2	1	24.63	
	0832NDF/SB	ERSADUR, angled face, 4.0 mm/0.16 in $\varnothing$	2	1	24.63	
	0832VDF/SB	ERSADUR, chisel-shaped, 5.0 mm/0.197 in	2	1	18.50	
	0842UDLF/SB	ERSADUR, pencil point, extended, 0.4 mm/0.016 in $\varnothing$	1	1	18.88	
	0842SDF/SB	ERSADUR, pencil point, extended, 0.8 mm/0.031 in $\varnothing$	1	1	18.88	
	0842BDF/SB	ERSADUR, pencil point, 1.0 mm/0.039 in $\varnothing$	1	1	18.88	
	0842YDLF/SB	ERSADUR, chisel-shaped, 1.6 mm/0.063 in	1	1	18.88	
	0842CDF/SB	ERSADUR, chisel-shaped, 2.2 mm/0.087 in	1	1	18.88	
	0842KDLF/SB	ERSADUR, chisel-shaped, extended, 2.2 mm/0.087 in	1	1	18.88	
	0842EDLF/SB	ERSADUR, chisel-shaped 3.2 mm/0.126 in	1	1	18.88	
	0A18	<i>Accessories / spare parts:</i> Holder for MULTI-SPRINT	2	1	1.63	
E096100	Heating element for MULTI-SPRINT, 230 V, 75 W	2	1	33.20		





























































	0G07400141	INDEPENDENT 75 PROFI-SET gas soldering set, complete with INDEPENDENT 75 gas soldering iron with tip 0G072KN, additional tips 0G072CN, 0G072AN, 0G072VN, 0G072BE, 0G072HE, 0G072MN, 0G072RE, holder 0A20 and cleaning sponge 0006G	2	1	127.50	
	0G07400041	INDEPENDENT 75 BASIC-SET gas soldering set, complete with INDEPENDENT 75 gas soldering iron with tip 0G072KN, additional tip 0G072CN, holder 0A20 and cleaning sponge 0006G	2	1	87.50	
	0G072CN/SB	<u>Soldering tips:</u> Chisel-shaped, 1.0 mm/0.039 in	2	1	18.00	
<b>0G072CN</b>	0G072KN/SB	Chisel-shaped, 2.4 mm/0.094 in	2	1	18.00	
	0G072AN/SB	Chisel-shaped, 3.2 mm/0.126 in	2	1	18.00	
<b>0G072KN</b>	0G072VN/SB	Chisel-shaped, 4.8 mm/1.189 in	2	1	18.00	
	0G072BE/SB	Flame nozzle	2	1	18.00	
<b>0G072AN</b>	0G072HE/SB	Hot gas nozzle	2	1	18.00	
	0G072RE/SB	Deflector for hot gas nozzle 0G072HE to shrink heat-shrinkable sleeves	2	1	18.00	
<b>0G072VN</b>	0G072MN/SB	Hot blade	2	1	18.00	
	0G070KN	<u>Spare soldering iron:</u> INDEPENDENT 75 gas soldering iron with tip 0G072KN	2	1	78.25	
<b>0G072BE</b>	0006G	<u>Accessories / spare parts:</u> Cleaning sponge	2	1	2.75	
	0G156	Sponge container for cleaning sponge 0006G	2	1	2.88	
<b>0G072HE</b>	0G808K	Gas cartridge, butane (as used for gas lighters), 100 ml/3.38 oz <u>Transport note: hazardous material</u>	2	1	5.13	
						
<b>0G072RE</b>						
						
<b>0G072MN</b>						
						
<b>0G808K</b>						
						






























	0G13400141	INDEPENDENT 130 PROFI-SET gas soldering set, complete with INDEPENDENT 130 gas soldering iron with tip 0G132KN, additional tips 0G132CN, 0G132AN, 0G132VN, 0G132BE, 0G132HE, 0G132MN, 0G132RE and cleaning sponge 0006G	2	1	171.25	
	0G13400041	INDEPENDENT 130 BASIC-SET gas soldering set, complete with INDEPENDENT 130 gas soldering iron with tip 0G132KN, additional tip 0G132CN and cleaning sponge 0006G	2	1	118.75	
	0G132CN/SB	<u>Soldering tips:</u> Chisel-shaped, 1.0 mm/0.039 in	2	1	18.50	
	0G132KN/SB	Chisel-shaped, 2.4 mm/0.094 in	2	1	18.50	
	0G132AN/SB	Chisel-shaped, 3.2 mm/0.126 in	2	1	18.50	
	0G132VN/SB	Chisel-shaped, 4.8 mm/0.189 in	2	1	18.50	
	0G132BE/SB	Flame nozzle	2	1	18.50	
	0G132HE/SB	Hot gas nozzle	2	1	18.50	
	0G132RE/SB	Deflector for hot gas nozzle 0G132HE/SB to shrink heat-shrinkable sleeves	2	1	18.50	
	0G132MN/SB	Hot blade	2	1	18.50	
	0G130KN	<u>Spare soldering iron:</u> INDEPENDENT 130 gas soldering iron with tip 0G132KN	2	1	83.75	
	0006G	<u>Accessories / spare parts:</u> Cleaning sponge	2	1	2.75	
	0G156	Sponge container for cleaning sponge 0006G	2	1	2.88	
	0G808K	Gas cartridge, butane (as used for gas lighters), 100 ml/3.38 oz <u>Transport note: hazardous material</u>	2	1	5.13	












 <p>T55</p>  <p>T03</p>  <p>T04</p>  <p>T05</p>  <p>T11</p>  <p>1) = Xi Irritating</p>	0T55	T 50 S solder bath, 230 V, 65 W, for approx. 40 g/1.4 oz of solder	2	1	156.25	
	0051T001	<u>Spare part:</u> Heating element for solder bath 0T55 (1 pc.*)	2	1	32.50	
	0T56	T 10 S solder bath, 230 V, 130 W, for approx. 185 g/6.5 oz of solder	2	1	193.75	
	0151B0	<u>Spare part:</u> Heating element for solder bath 0T56 (1 pc.*)	2	1	61.25	
	0T02	Solder bath, 230 V, 240 W, for approx. 125 g/4.4 oz of solder	1	1	525.00	
	0241T0	<u>Spare part:</u> Heating element for solder bath 0T02 (1 pc.*)	1	1	91.75	
	0T03	Solder bath, 230 V, 360 W, for approx. 1,000 g/35.3 oz of solder	1	1	637.50	
	05X100	<u>Spare part:</u> Heating element for solder bath 0T03 (2 pcs.*)	1	1	64.38	
	0T04	Solder bath, 230 V, 400 W, for approx. 1,900 g/67 oz of solder	1	1	900.00	
	05X100A1	<u>Spare part:</u> Heating element for solder bath 0T04 (4 pcs.*)	1	1	71.75	
	0T05	Solder bath, 230 V, 500 W, for approx. 2,850 g/100.5 oz of solder	1	1	750.00	
	08X800	<u>Spare part:</u> Heating element for solder bath 0T05 (2 pcs.*)	1	1	87.50	
	0T06	Solder bath, 230 V, 1,000 W, for approx. 4,800 g/169 oz of solder	1	1	1087.50	
	05X100P2	<u>Spare part:</u> Heating element for solder bath 0T06 (6 pcs.*)	1	1	71.75	
	0T07	Solder bath, 230 V, 1,200 W, for approx. 6,400 g/226 oz of solder	1	1	1112.50	
	08X800A5	<u>Spare part:</u> Heating element for solder bath 0T07 (4 pcs.*)	1	1	87.50	
	0T11	Solder bath, 230 V, 1,600 W, for approx. 7,500 g/265 oz of solder	1	1	1687.50	
	05X100A3	<u>Spare part:</u> Heating element for solder bath 0T11 (8 pcs.*)	1	1	71.75	
	4HMFARBE	Oxide paint for crucible, red, 750 g/26.5 oz <sup>1)</sup>	4	1	67.00	
		Solder baths in 115 V on request				
 <p>Fig.: ORA4500D and OF008</p>	ORA4500D	Temperature regulator, 230 V, max. 3,000 W ohmic load with set/actual-display	1	1	535.50	
	OF008	<u>Suitable temperature sensors</u> <u>(not included in the delivery of ORA4500D):</u> Long-life temperature sensor, 3 mm/0.118 in ø	1	1	217.38	
	OF007	Temperature sensor, 8 mm/0.315 in ø	1	1	96.00	

  Suitable soldering tips, types 832 and 842, see page 37 - 39	<b>ORDS80</b>	<b>RDS 80 electronically temperature-controlled soldering station, 80 W, complete</b>	2	1	236.25		
		<i>consisting of:</i>					
	ORDS803	Electronic station, 230/24 V, 80 W	2	1	185.00		
	0890CDJ	RT 80 soldering iron, 24 V, 80 W, with tip 0842CD	2	1	58.50		
	0A39	Holder for RT 80	2	1	43.75		
	0003B	<i>Spare parts:</i> Viscose cleaning sponge	1	1	3.00		
  Suitable soldering tips, types 832 and 842, see page 37 - 39	<b>0ANA60</b>	<b>ANALOG 60 electronically temperature-controlled soldering station, 60 W, complete</b>	2	1	241.25		
		<i>consisting of:</i>					
	0ANA603	Electronic station, 230/24 V, 60 W*	2	1	181.25		
	0670CDJ	BASIC TOOL 60 soldering iron, 24 V, 60 W, with tip 0832CDLF	2	1	61.25		
	0A41	Holder for BASIC TOOL 60	2	1	40.92		
		067100J	<i>Spare parts:</i> Heating element for BASIC TOOL 60, 24 V, 60 W	2	1	35.00	
	0003B	Viscose cleaning sponge	1	1	3.00		
   Suitable soldering tips, types 832 and 842, see page 37 - 39	<b>0ANA60A</b>	<b>ANALOG 60 A electronically temp.-controlled soldering station, 60 W, antistatic, complete</b>	2	1	302.50		
		<i>consisting of:</i>					
	0ANA603A	Electronic station, 230/24 V, 60 W, antistatic*	2	1	215.00		
	0680CDJ	ERGO TOOL soldering iron, 24 V, 60 W, antistatic, with soldering tip 0832CDLF	2	1	85.00		
	0A42	Holder for ERGO TOOL, antistatic	1	1	48.63		
		068100J	<i>Spare parts:</i> Heating element for ERGO TOOL, 24 V, 60 W	2	1	38.75	
		0003B	Viscose cleaning sponge	1	1	3.00	
	3N396	Sponge cover for handle of ERGO TOOL soldering iron	2	1	4.25		
   Suitable soldering tips, types 832 and 842, see page 37 - 39 Including 0A08MSET dry sponge with container, see page 30	<b>0DIG20A84</b>	<b>DIGITAL 2000 A electronically temperature-controlled soldering station, 80 W, antistatic, complete with POWER TOOL soldering iron</b>	1	1	442.13		
		<i>consisting of:</i>					
	0DIG203A	Electronic station, 230/24 V, 80 W, antistatic*	1	1	317.50		
	0840CDJ	POWER TOOL soldering iron, 24 V, 80 W, antistatic with soldering tip 0842CDLF	1	1	136.50		
	0A42	Holder for POWER TOOL, antistatic	1	1	48.63		
		084100J	<i>Accessories / spare parts:</i> Heating element for POWER TOOL, 24 V, 80 W	1	1	52.25	
		0003B	Viscose cleaning sponge	1	1	3.00	
	3N396	Sponge cover for handle of POWER TOOL soldering iron	2	1	4.25		






   Suitable soldering tips, type 612, see page 40 Including 0A08MSET dry sponge with container, see page 30	<b>0DIG20A64</b>	<b>DIGITAL 2000 A electronically temperature-controlled soldering station, 80 W, antistatic, complete with TECH TOOL soldering iron</b>	1	1	498.38	
	0DIG203A	<i>consisting of:</i> Electronic station, 230/24 V, 80 W, antistatic*	1	1	317.50	
	0640ADJ	TECH TOOL soldering iron, 24 V, 60 W, antistatic with soldering tip 0612ADLF	1	1	209.13	
	0A42	Holder for TECH TOOL, antistatic	1	1	48.63	
	064100J	<i>Spare parts:</i> Heating element for TECH TOOL, 24 V, 60 W	1	1	94.25	
	0003B	Viscose cleaning sponge	1	1	3.00	
	3N396	Sponge cover for handle of TECH TOOL soldering iron	2	1	4.25	
   Suitable soldering tips, type 212, see page 41 Including 0A08MSET dry sponge with container, see page 30	<b>0DIG20A27</b>	<b>DIGITAL 2000 A electronically temperature-controlled soldering station, 80 W, antistatic, complete with MICRO TOOL soldering iron</b>	1	1	428.75	
	0DIG203A	<i>consisting of:</i> Electronic station, 230/24 V, 80 W, antistatic*	1	1	317.50	
	0270BDJ	MICRO TOOL soldering iron, 24 V, 20 W, antistatic with soldering tip 0212BDLF	1	1	151.75	
	0A42	Holder for MICRO TOOL, antistatic	1	1	48.63	
	021100J	<i>Accessories / spare parts:</i> Heating element for MICRO TOOL, 24 V, 20 W	1	1	36.88	
	0003B	Viscose cleaning sponge	1	1	3.00	
	0IRHP200	Electronically temperature-controlled infrared rework heating plate with integrated temperature sensor, 230 V, 800 W, incl. temperature regulator 0RA4500D, max. 3,000 W resistive load (see page 23)	5	1	2392.50	
0IR5500-01	X-Y PCB table (figure see page 23)	5	1	928.00		
   Suitable desoldering tips, types 422 and 452, see page 42/43 Including 0A08MSET dry sponge with container, see page 30	<b>0DIG20A45</b>	<b>DIGITAL 2000 A electronically temperature-controlled soldering station, 80 W, antistatic, complete with CHIP TOOL desoldering tweezers</b>	1	1	629.50	
	0DIG203A	<i>consisting of:</i> Electronic station, 230/24 V, 80 W, antistatic*	1	1	317.50	
	0450MDJ	CHIP TOOL desoldering tweezers with tip turn protection set, 24 V, 2 x 20 W, antistatic, with desoldering tips 0452MDLF020	1	1	307.50	
	0A43	Holder for CHIP TOOL, antistatic	1	1	66.38	
	042100J	<i>Accessories / spare parts:</i> Heating element for CHIP TOOL, 24 V, 20 W	1	2	69.75	
	E045600	Extension set for tip turn protection set for the use of another desoldering tip pair of the 422 and 452 tip series	1	1	19.13	
	0IRHP200	Electronically temperature-controlled infrared rework heating plate with integrated temperature sensor, 230 V, 800 W, incl. temperature regulator 0RA4500D, max. 3,000 W resistive load (see page 23)	5	1	2392.50	
0IR5500-01	X-Y PCB table (figure see page 23)	5	1	928.00		

   Suitable desoldering tips, type 722, see page 44	0DIG20AXT	<b>DIGITAL 2000 A electronically temp.-controlled desoldering station, 80 W, antistatic, complete with X-TOOL desoldering iron and vaccum station</b>	1	1	1353.00		
	0DIG203A	<i>consisting of:</i> Electronic station, 230/24 V, 80 W, antistatic*	1	1	317.50		
	0CU100A	0CU103A* vacuum unit with X-TOOL desoldering iron and holder 0A44	1	1	1216.38		
	0CU103A	<i>Accessories / spare parts:</i> Vacuum station* for X-TOOL desoldering iron	1	1	675.00		
	3N401	Prefilter for 0CU103A	2	1	13.38		
	0720EDJ	X-TOOL desoldering iron, 24 V, 2 x 60 W, with desoldering tip 0722ED1226	1	1	587.50		
	072100J011	Heating element with temperature sensor for X-TOOL desoldering iron, 24 V, 60 W	1	1	70.38		
	072100J012	Heating element for X-TOOL desoldering iron, 24 V, 60 W	1	1	46.63		
	E072400	Desoldering head, complete	2	1	100.00		
	E072600	Solder container, complete	2	1	19.38		
	072604/10	Solder filter, cellulose	1	10	46.88		
	072605/10	Solder filter cap	1	10	4.63		
	3T7260-02	Front sealing plug	2	1	5.50		
	3T7260-03	Rear sealing plug	2	1	5.50		
	0A44	Holder for X-TOOL desoldering iron, antistatic	1	1	63.50		
	 0IRHP200	0IRHP200	Electronically temperature-controlled infrared rework heating plate with integrated temperature sensor, 230 V, 800 W, incl. temperature regulator 0RA4500D, 230 V, max. 3.000 W resistive load (see page 23)	5	1	2392.50	
		0IR5500-01	X-Y PCB table (figure see page 23)	5	1	928.00	
0PH100		PCB holder (figure see page 23)	5	1	406.00		
 Delivery without soldering stations	0STR100	<b>STR 100 stacking rack for 2 soldering stations</b>	1	1	45.88		
		<i>(not suitable for i-CON soldering stations)</i>					
 Delivery without soldering stations	0STR200	<b>STR 200 stacking rack for 2 soldering stations</b>	WI	1	68.25		
		<i>for i-CON soldering stations</i>					

 <p>Suitable soldering tips, type 102, see page 34 - 36</p>	<b>0IC1300</b>	<b>i-CON PICO electronically temperature-controlled soldering station, complete</b>	WI	1	238.00	
	0IC133	<i>consisting of:</i> Electronic station, 230/16.5 V, max. 80 W	WI	1	120.09	
	0130CDK	i-TOOL PICO soldering iron, max. 80 W, with tip 0102CDLF16	WI	1	109.36	
	0A53	Holder for i-TOOL PICO	WI	1	24.54	
	013100J	<i>Accessories / spare parts:</i> Heating element for i-TOOL PICO	WI	1	54.46	
	0IC138	MicroSD card with i-CON PICO software and SD card reader	WI	1	34.39	
 <p>Suitable soldering tips, type 102, see page 34 - 36</p>	<b>0IC1200A</b>	<b>i-CON NANO electronically temperature-controlled soldering station, antistatic, complete</b>	WI	1	318.00	
	0IC123A	<i>consisting of:</i> Electronic station, 230/24 V, max. 80 W	WI	1	126.00	
	0120CDK	i-TOOL NANO soldering iron, max. 80 W, with tip 0102CDLF16	WI	1	189.00	
	0A52	Holder for i-TOOL NANO, antistatic	WI	1	32.82	
	010102J	<i>Accessories / spare parts:</i> Heating element for i-TOOL and i-TOOL NANO	WI	1	98.44	
	0008M/SB	Dry sponge	1	1	3.13	
	0008M/10	Dry sponge	1	10	25.25	
	3N544	Tweezers to change tips	WI	1	7.88	
	3IT1040-00	Tip fixture, complete (green version 3IT1045-00 see page 16)	WI	1	5.90	
	0IC128	Micro SD card with i-CON NANO software and SD card reader	WI	1	34.39	
 <p>Suitable soldering tips, type 102, see page 34 - 36</p>	<b>0IC1100A</b>	<b>i-CON1 electronically temperature-controlled soldering station, antistatic, complete</b>	WI	1	490.88	
	0IC113A	<i>consisting of:</i> Electronic station, 230/24 V, 80 W*	WI	1	362.25	
	0100CDJ	i-TOOL soldering iron, 24 V, 150 W, with tip 0102CDLF16	WI	1	221.29	
	0A52	Holder for i-TOOL, antistatic	WI	1	32.82	
	010102J	<i>Accessories / spare parts:</i> Heating element for i-TOOL, 24 V, 150 W	WI	1	98.44	
	0008M/SB	Dry sponge	1	1	3.13	
	0008M/10	Dry sponge	1	10	25.25	
	3N544	Tweezers to change tips	WI	1	7.88	
	3IT1040-00	Tip fixture, complete (green version 3IT1045-00 see page 16)	WI	1	5.90	
	0103IST	i-SET TOOL	WI	1	210.00	

   Suitable soldering tips, type 102, see page 37 - 39	<b>0IC2200V</b>	<b>i-CON2 V electronically temperature-controlled soldering station, antistatic</b>	<b>WI</b>	<b>1</b>	<b>649.69</b>
	<b>1IC2200V00A67</b>	<b>i-CON2 V electronically temperature-controlled soldering station, 115 V, antistatic</b>	<b>WI</b>	<b>1</b>	<b>649.69</b>
	<b>0IC223</b>	<i>consisting of:</i> Electronic station, 230/24 V, 150 W*	WI	1	498.75
	<b>0100CDJ</b>	i-Tool soldering iron, 24 V, 150 W, antistatic, with soldering tip 0102CDLF16  <i>Accessories / spare parts: see page 19</i>	WI	1	221.29
    Suitable soldering tips, type 102, see page 37 - 39 Suitable desoldering tips, type 462 see page 46	<b>0IC2200VC</b>	<b>i-CON2 V electronically temperature-controlled soldering station, antistatic</b>	<b>WI</b>	<b>1</b>	<b>984.38</b>
	<b>1IC2200VC0A67</b>	<b>i-CON2 V electronically temperature-controlled soldering station, 115 V, antistatic</b>	<b>WI</b>	<b>1</b>	<b>984.38</b>
	<b>0IC223</b>	<i>consisting of:</i> Electronic station, 230/24 V, 150 W*	WI	1	498.75
	<b>0100CDJ</b>	i-TOOL soldering iron, 24 V, 150 W, antistatic, with soldering tip 0102CDLF16	WI	1	221.29
	<b>0460MDJ</b>	CHIP TOOL VARIO desoldering tweezers, 24 V, 2 x 40 W, antistatic, with desoldering tips 0452MDLF020	WI	1	308.44
	<b>0A52</b>	Holder for i-TOOL, antistatic	WI	1	32.82
<b>0A54</b>	Holder for CHIP TOOL VARIO, antistatic  <i>Accessories / spare parts: see page 19</i>	1	1	63.00	
    Suitable soldering tips, type 102, see page 37 - 39	<b>0IC2200VIT</b>	<b>i-CON2 V electronically temperature-controlled soldering station, antistatic</b>	<b>WI</b>	<b>1</b>	<b>859.69</b>
	<b>1IC2200VITA67</b>	<b>i-CON2 V electronically temperature-controlled soldering station, 115 V, antistatic</b>	<b>WI</b>	<b>1</b>	<b>859.69</b>
	<b>0IC223</b>	<i>consisting of:</i> Electronic station, 230/24 V, 150 W*	WI	1	498.75
	<b>0100CDJ</b>	i-TOOL soldering iron, 24 V, 150 W, antistatic, with soldering tip 0102CDLF16 (2 pu)	WI	1	221.29
	<b>0A52</b>	Holder for i-TOOL, antistatic (2 pu)  <i>Accessories / spare parts: see page 19</i>	WI	1	32.82



   Suitable soldering tips, type 102, see page 37 - 39 Suitable desoldering tips, type 742 see page 48	<b>0IC2200VXT</b>	<b>i-CON2 V electronically temperature-controlled soldering station, antistatic</b>	<b>WI</b>	<b>1</b>	<b>1903.13</b>
	<b>1IC2200VXTA67</b>	<b>i-CON2 V electronically temperature-controlled soldering station, 115 V, antistatic</b>	<b>WI</b>	<b>1</b>	<b>1903.13</b>
	0IC223	<i>consisting of:</i> Electronic station, 230/24 V, 150 W*	WI	1	498.75
	0CU103A	Vacuum unit* for X-TOOL or X-TOOL VARIO desoldering iron	1	1	675.00
	0100CDJ	i-TOOL soldering iron, 24 V, 150 W, antistatic, with soldering tip 0102CDLF16	WI	1	221.29
	0740EDJ	X-TOOL VARIO desoldering tool, 24 V, 150 W, antistatic, with desoldering tip 0742ED1225	WI	1	538.13
	0A52	Holder for i-TOOL, antistatic	WI	1	32.82
	0A56	Holder for X-TOOL VARIO desoldering tool, antistatic	WI	1	63.00
	074100J	<i>consisting of:</i> Heating element with temperature sensor for X-TOOL desoldering tool, 24 V, 150 W	WI	1	198.19
	3T7440-00	Solder container, complete	WI	1	39.38
	3T7440-03	Cover for glass tube	WI	1	10.10
	3T7440-04	Solder filter	WI	1	13.26
	3T7440-05	Metallic filter disk	WI	1	5.25
	3YE1057-02	Filter with luer adapter	WI	1	16.80
	3YE1057-04	Silicone holder for solder container incl. 3 metallic filter discs	WI	1	19.16
	E074600	Service tool X-TOOL VARIO  <i>further accessories / spare parts: see below</i>	WI	1	40.29
	  Suitable soldering tips, type 102, see page 37 - 39	<b>0IC2200V0C</b>	<b>i-CON2 V electronically temperature-controlled soldering station, antistatic</b>	<b>WI</b>	<b>1</b>
<b>1IC2200V0CA67</b>		<b>i-CON2 V electronically temperature-controlled soldering station, 115 V, antistatic</b>	<b>WI</b>	<b>1</b>	<b>859.69</b>
0IC22300C		<i>consisting of:</i> Electronic station, 230/24 V, 150 W*	WI	1	708,75
0100CDJ		i-TOOL soldering iron, 24 V, 150 W, antistatic, with soldering tip 0102CDLF16	WI	1	221.29
0A52		Ablageständer für i-TOOL, antistatisch	WI	1	32.82
3CA10-2003		<i>Accessories / spare parts:</i> Interface cable to connect i-CON-Stations with EASY ARM 1/EASY ARM 2 fume extraction	3	1	38.85
010102J		<i>Accessories / spare parts for i-CON2 V</i> Heating element for i-TOOL, 24 V, 150 W	WI	1	98.44
0003B		Viscose cleaning sponge	1	1	3.00
0008M/SB		Dry sponge	1	1	3.13
3N544		Tweezers to change tips	WI	1	7.88
3IT1040-00		Tip fixture, complete	WI	1	5.90
3IT1045-00		Tip fixture, complete, green version	WI	1	5.90
0103IST		i-SET TOOL	WI	1	210.00









































































































  <p>Suitable hot air nozzles, type 472, see page 43</p>	<b>0ICV2000A</b>	<b>i-CON VARIO 2 multichannel soldering and desoldering station, antistatic, complete</b>	WI	1	1338.75	 4 003008 092653
	0ICV203A	<i>consisting of:</i> Electronic station, 230/24 V, max. 200 W, antistatic	WI	1	1155.00	 4 003008 092509
	0470BRJ	i-TOOL AIR S hot air iron, 24 V, 200 W, antistatic, with hot air nozzle 0472BR	WI	1	252.00	 4 003008 092516
	0A55	Holder for i-TOOL AIR S, antistatic <i>Accessories / spare parts: see page bottom</i>	WI	1	42.27	 4 003008 092561
  <p>Suitable hot air nozzles, type 472, see page 43 Suitable desoldering tips/heating elements, type 462, see page 43</p>	<b>0ICV2000AC</b>	<b>i-CON VARIO 2 multichannel soldering and desoldering station, antistatic, complete</b>	WI	1	1680.00	 4 003008 092592
	0ICV203A	<i>consisting of:</i> Electronic station, 230/24 V, max. 200 W, antistatic	WI	1	1155.00	 4 003008 092509
	0470BRJ	i-TOOL AIR S hot air iron, 24 V, 200 W, antistatic, with hot air nozzle 0472BR	WI	1	252.00	 4 003008 092516
	0460MDJ	CHIP TOOL VARIO desoldering tweezers, 24 V, 2 x 40 W, antistatic, with desoldering tips 0462MDLF007	WI	1	308.44	 4 003008 092608
	0A55	Holder for i-TOOL AIR S, antistatic	WI	1	42.27	 4 003008 092561
	0A54	Holder for CHIP TOOL VARIO, antistatic <i>Accessories / spare parts: see page bottom</i>	WI	1	63.00	 4 003008 092554
  <p>Suitable hot air nozzles, type 472, see page 43 Suitable soldering tips, type 102, see page 34 - 36</p>	<b>0ICV2000AI</b>	<b>i-CON VARIO 2 multichannel soldering and desoldering station, antistatic, complete</b>	WI	1	1548.75	 4 003008 092660
	0ICV203A	<i>consisting of:</i> Electronic station, 230/24 V, max. 200 W, antistatic	WI	1	1155.00	 4 003008 092509
	0470BRJ	i-TOOL AIR S hot air iron, 24 V, 200 W, antistatic, with hot air nozzle 0472BR	WI	1	252.00	 4 003008 092516
	0100CDJ	i-TOOL soldering iron, 24 V, 150 W, antistatic, with soldering tip 0102CDLF16	WI	1	221.29	 4 003008 077605
	0A55	Holder for i-TOOL AIR S, antistatic	WI	1	42.27	 4 003008 092561
	0A52	Holder for i-TOOL, antistatic <i>Accessories / spare parts: see page bottom</i>	WI	1	32.82	 4 003008 092684
  <p>Suitable hot air nozzles, type 472, see page 43 Suitable desoldering tips, type 722, see page 44</p>	<b>0ICV2000AXV</b>	<b>i-CON VARIO 2 multichannel soldering and desoldering station, antistatic, complete</b>	WI	1	2493.75	 4 003008 092752
	0ICV203AP	<i>consisting of:</i> Electronic station with vacuum pump, 230V/24V, max. 200 W, antistatic	WI	1	1666.88	 4 003008 092981
	0470BRJ	i-TOOL AIR S hot air iron, 24 V, 200 W, antistatic, with hot air nozzle 0472BR	WI	1	252.00	 4 003008 092516
	0720EDJ	X-TOOL desoldering tool, 24 V, 2 x 60 W, antistatic, with desoldering tip 0722ED1226	1	1	587.50	 4 003008 084832
	0A55	Holder for i-TOOL AIR S, antistatic	WI	1	42.27	 4 003008 092561
	0A44	Holder for X-TOOL, antistatic	1	1	63.50	 4 003008 067705
	010102J	<i>Accessories / spare parts for i-CON VARIO 2:</i> Heating element for i-TOOL, 24 V, 150 W	WI	1	98.44	 4 003008 085488
	072100J011	Heating element with temperature sensor for X-TOOL desoldering tool, 24 V, 60 W	1	1	70.38	 4 003008 060560
	072100J012	Heating element for X-TOOL desoldering tool, 24 V, 60 W	1	1	46.63	 4 003008 060577
	3CA10-2003	Interface cable to connect i-CON1 C/2 C, i-CON VARIO 2/4 with EASY ARM 1/EASY ARM 2 fume extraction	3	1	38.85	 4 003008 095388
	0008M/10	Dry sponge	1	10	25.25	 4 003008 079524
	3IT1040-00	Tip fixture, complete (green version 3IT1045-00 see page 18)	WI	1	5.90	 4 003008 077896

Figure	Oder No.	Description	Product Group	pcs/ pu	€/pu excl. VAT
	<b>OIC1100V</b>	<b>Electronically temperature-controlled soldering station i-CON 1V, antistatic, complete</b>	<b>WI</b>	<b>1</b>	<b>576.18</b>
		<i>consisting of:</i>			
	OIC113V	Electronic station, 230 V	WI	1	459.37
	0100CDJ	Soldering iron i-TOOL, 24 V, 150 W with tip 0102CDLF16	WI	1	221.29
	0A52	Holder for i-TOOL	WI	1	32.82
	<b>OIC1100VCV</b>	<b>Electronically temperature-controlled soldering station i-CON 1V, antistatic, complete</b>	<b>WI</b>	<b>1</b>	<b>774.38</b>
		<i>consisting of:</i>			
	OIC113V	Electronic station, 230 V	WI	1	459.37
	0460MDJ	Desoldering tweezers CHIP TOOL VARIO, 24 V, 2 x 40 W, with desoldering tips 0462MDLF007	WI	1	308.44
	0A54	Holder for CHIP TOOL VARIO	WI	1	63.00
	<b>OIC1100VOC</b>	<b>Electronically temperature-controlled soldering station with interface i-CON 1V C, antistatic, complete</b>	<b>WI</b>	<b>1</b>	<b>792.75</b>
		<i>consisting of:</i>			
	OIC113VOC	Electronic station with interface, 230 V	WI	1	675.93
	0100CDJ	Soldering iron i-TOOL, 24 V, 150 W with tip 0102CDLF16	WI	1	221.29
	0A52	Holder for i-TOOL	WI	1	32.82
	<b>OICV2000HP</b>	<b>Electronically temperature-controlled soldering station i-CON VARIO 2HP, antistatic, complete</b>	<b>WI</b>	<b>1</b>	<b>1378,13</b>
		<i>consisting of:</i>			
	OICV203HP	Electronic station, 230 V	WI	1	984.4
	0240CDJ	Soldering iron i-TOOL HP high power, 24 V, 250 W with tip 0242CDLF120	WI	1	367.50
	0A57	Holder for i-TOOL HP	WI	1	68.5
	<b>OHR200</b>	<b>HR200 rework system, 230 V, 400 W</b>	<b>5</b>	<b>1</b>	<b>2827.50</b>
	<b>OHR200-HP</b>	<b>HR200 rework system with heating plate, antistatic, 230 V</b>	<b>5</b>	<b>1</b>	<b>4495.00</b>
		<i>consisting of:</i>			
	OHR200	HR200 rework system, 230 V, 400 W	5	1	2827.50
	OIRHP100A-03	Heating plate, 230 V, 800 W	5	1	1740.00
	OIRHP100A-12	Control cable HP100A	5	1	43.50

  Suitable hot air nozzles, type 472, see page 43	<b>0ICV4000A</b>	<b>i-CON VARIO 4 multichannel soldering and desoldering station, antistatic, complete</b>	<b>WI</b>	<b>1</b>	<b>2165.63</b>	 4 003008 092622	
	0ICV403A	<i>consisting of:</i> Electronic station, 230/24 V, max. 200 W, antistatic	WI	1	1955.63	 4 003008 092530	
	0470BRJ	i-TOOL AIR S hot air iron, 24 V, 200 W, antistatic, with hot air nozzle 0472BR	WI	1	252.00	 4 003008 092516	
	0A55	Holder for i-TOOL AIR S, antistatic	WI	1	42.27	 4 003008 092561	
		<i>Accessories / spare parts: see page bottom</i>					
  Suitable hot air nozzles, type 472, see page 43 Suitable soldering tips, type 102, see page 34 - 36	<b>0ICV4000AI</b>	<b>i-CON VARIO 4 multichannel soldering and desoldering station, antistatic, complete</b>	<b>WI</b>	<b>1</b>	<b>2428.13</b>	 4 003008 092639	
	0ICV403A	<i>consisting of:</i> Electronic station, 230/24 V, max. 200 W, antistatic	WI	1	1955.63	 4 003008 092530	
	0470BRJ	i-TOOL AIR S hot air iron, 24 V, 200 W, antistatic, with hot air nozzle 0472BR	WI	1	252.00	 4 003008 092516	
	0100CDJ	i-TOOL soldering iron, 24 V, 150 W, antistatic, with soldering tip 0102CDLF16	WI	1	221.29	 4 003008 077605	
	0A55	Holder for i-TOOL AIR S, antistatic	WI	1	42.27	 4 003008 092561	
	0A52	Holder for i-TOOL, antistatic	WI	1	32.82	 4 003008 092684	
		<i>Accessories / spare parts: see page bottom</i>					
  Suitable hot air nozzles, type 472, see page 43 Suitable soldering tips, type 102, see page 34 - 36 Suitable desoldering tips/heating elements, type 462, see page 43	<b>0ICV4000AIC</b>	<b>i-CON VARIO 4 multichannel soldering and desoldering station, antistatic, complete</b>	<b>WI</b>	<b>1</b>	<b>2756.25</b>	 4 003008 092646	
	0ICV403A	<i>consisting of:</i> Electronic station, 230/24 V, max. 200 W, antistatic	WI	1	1955.63	 4 003008 092530	
	0470BRJ	i-TOOL AIR S hot air iron, 24 V, 200 W, antistatic, with hot air nozzle 0472BR	WI	1	252.00	 4 003008 092516	
	0100CDJ	i-TOOL soldering iron, 24 V, 150 W, antistatic, with soldering tip 0102CDLF16	WI	1	221.29	 4 003008 077605	
	0460MDJ	CHIP TOOL VARIO desoldering tweezers, 24 V, 2 x 40 W, antistatic, with desoldering tips 0462MDLF007	WI	1	308.44	 4 003008 092608	
	0A55	Holder for i-TOOL AIR S, antistatic	WI	1	42.27	 4 003008 092561	
	0A52	Holder for i-TOOL, antistatic	WI	1	32.82	 4 003008 092684	
	0A54	Holder for CHIP TOOL VARIO, antistatic	WI	1	63.00	 4 003008 092554	
	010102J	<i>Accessories / spare parts for i-CON VARIO 4:</i> Heating element for i-TOOL, 24 V, 150 W	WI	1	98.44	 4 003008 085488	
	3CA10-2003	Interface cable to connect i-CON1 C/2 C, i-CON VARIO 2/4 with EASY ARM 1/EASY ARM 2 fume extraction		3	1	38.85	 4 003008 095388
	0008M/SB	Dry sponge		1	1	3.13	 4 003008 079531
	0008M/10	Dry sponge		1	10	25.25	 4 003008 087673
	3IT1040-00	Tip fixture, complete	WI	1	1	5.90	 4 003008 077896
3IT1045-00	Tip fixture, complete, green version	WI	1	1	5.90	 4 003008 087673	

	0ICV4000AICXV	i-CON VARIO 4 multichannel soldering and desoldering station, 230 V, antistatic, with interface	WI	1	3415.50
	1ICV4000AICXVA67	i-CON VARIO 4 multichannel soldering and desoldering station, 115 V, antistatic, with interface	WI	1	3753.75
 <p>Suitable hot air nozzles, type 472, see page 45 Suitable soldering tips, type 102, see page 36 - 38 Suitable desoldering tips/heating elements, type 462, see page 45 Suitable desoldering tips, type 722, see page 48</p>	0ICV403A	<i>consisting of:</i> Electronic station, 230/24 V, max. 500 W, antistatic or	WI	1	1955.63
	1ICV403A00A67	Electronic station, 115/24 V, max. 500 W, antistatic	WI	1	2296.88
	0470BRJ	i-TOOL AIR S hot air iron, 24 V, 200 W, antistatic, with hot air nozzle 0472BR	WI	1	252.00
	0100CDJ	i-TOOL soldering iron, 24 V, 150 W, antistatic, with soldering tip 0102CDLF16	WI	1	221.29
	0460MDJ	CHIP TOOL VARIO desoldering tweezers, 24 V, 2 x 40 W, antistatic, with desoldering tips 0462MDLF007	WI	1	308.44
	0740EDJ	X-TOOL VARIO desoldering tool, 24 V, 150 W, antistatic, with desoldering tip 0742ED1225H	WI	1	538.13
	0A55	Holder for i-TOOL AIR S, antistatic	WI	1	42.27
	0A52	Holder for i-TOOL, antistatic	WI	1	32.82
	0A54	Holder for CHIP TOOL VARIO, antistatic	WI	1	63.00
	0A56	Holder for X-TOOL VARIO desoldering tool, antistatic	WI	1	63.00
	074100J	<i>Accessories / spare parts for X-TOOL VARIO:</i> Heating element with temperature sensor for X-TOOL VARIO, 24 V, 150 W	WI	1	198.19
	E074400	Solder container X-TOOL VARIO, complete	WI	1	39.38
	3T7440-03	Cover for glass tube	WI	1	10.10
	074404/10	Solder filter	WI	10	13.26
	3T7440-05	Metallic filter disk	WI	1	5.25
	3YE1057-02	Filter with luer adapter	WI	1	16.80
	3YE1057-04	Silicone holder for solder container incl. 3 metallic filter discs	WI	1	19.16
	E074600	Service tool VARIO TOOL Service tool for X-TOOL VARIO, i-TOOL AIR S and CHIP TOOL VARIO	WI	1	40.29
	E074700	Cleaning kit for X-Tool Vario tips	WI	1	231.25
	010102J	<i>Accessories / spare parts for i-CON VARIO 4: see page 18</i> Heating element for i-TOOL, 24 V, 150 W	WI	1	98.44
	3YE1058-01	Cap Sleeve i-TOOL AIR S complete	WI	1	52.24
	3CA10-2003	Interface cable to connect i-CON-Stations with EASY ARM 1/EASY ARM 2 fume extraction	3	1	38.85
	0003B	Viscose cleaning sponge	1	1	3.00
	0008M/SB	Dry Sponge	1	1	3.13
	3N544	Tweezers to change tips	WI	1	7.88
	3IT1040-00	Tip fixture, complete	WI	1	5.90
	3IT1045-00	Tip fixture, complete, green version	WI	1	5.90
	0103IST	i-SET TOOL	WI	1	210.00
	0ICV207	Vario Tool adapter	WI	1	96.46
	0ICV208	Extention for i-TOOL/CTV, 1m	WI	1	99.75
	0ICV209	Extention for i-TOOL AIR S, 1m	WI	1	133.38
	0ICV210	Extention for X-TOOL VARIO, 1m	WI	1	133.38

	<b>0IRHR100A</b>	<b>HR 100 A hybrid rework system, complete</b>	<b>5</b>	<b>1</b>	4060.00	
		<i>consisting of:</i>				
	3IRHR100A	Hybrid rework electronic station, 230 V, 200 W	5	1	3117.50	
	3IRHR100A-01	HYBRID TOOL with positioning laser <i>Hybrid adapters see below: 0IRHR100A-HP</i>	5	1	1058.50	
	0VP020	VAC-PEN vacuum pipette	2	1	87.50	
	0IRHR100A-24	<i>Accessories / spare parts:</i> Adapter changer	5	1	39.15	
	0IRHR-ST050	Hybrid rework tripod, complete	5	1	609.00	
Fig.: IRHP 100 A with HYBRID TOOL (3IRHR100A-01)	<b>0IRHP100A</b>	<b>IRHP 100 A heating plate, complete, incl. tool stand for HYBRID TOOL</b>	<b>5</b>	<b>1</b>	5075.00	
		<i>consisting of:</i>				
	0IRHP100A-03	Heating plate, 230 V, 800 W, with control cable for 0IRHR100A	5	1	1740.00	
	0IRHP100A-05	Tool stand for heating plate IRHP100A-03	5	1	1225.25	
	0IRHP100A-06	High-precision X-Y PCB holder to be attached directly on the heating plate 0IRHP100A-03	5	1	1363.00	
	0IR5500-35	Flexpoint TC holder	5	1	442.25	
	0IR6500-01	AccuTC thermocouple	5	1	282.75	
	3ET00264	USB connection cable	5	1	23.20	
	<b>0IRHR100A-HP</b>	<b>Hybrid rework system, complete with heating plate incl. tripod for HYBRID TOOL</b>	<b>5</b>	<b>1</b>	8555.00	
		<i>consisting of:</i>				
	0IRHR100A	HR 100 A hybrid rework system, complete, 230 V, 200 W	5	1	4060.00	
	0IRHP100A	IRHP 100 A heating plate, complete, incl. tripod for HYBRID TOOL, 230 V, 800 W	5	1	5075.00	
		<i>Spare parts / recommended accessories:</i>				
	0IR5500-13	Cooling fan with hood for rapid PCB cooling	5	1	471.23	
	0IR4510-02	K-type temperature sensor cord with plug	5	1	52.20	
	0IR5500-36	Extension for flexpoint TC holder	5	1	377.00	
	0PH100	X-Y PCB holder	5	1	406.00	
	0IR6500-17	Additional PCB holder	5	1	603.20	
	0SVP13A	Silicone cups for VAC-PEN (set 4, 6 and 9 mm/0.157, 0.236 and 0.354 in ø), not heat-resistant	2	1	21.00	
	0SVP07S	Silicone cup for VAC-PEN, 7 mm/0.276 in ø, heat-resistant	2	1	14.25	
	0IRHR100A-14	Hybrid adapter, 20 x 20 mm/0.787 x 0.787 in	5	1	31.90	
	0IRHR100A-15	Hybrid adapter, 10 x 10 mm/0.394 x 0.394 in	5	1	31.90	
	0IRHR100A-16	Hybrid adapter, 6 x 6 mm/0.236 x 0.236 in	5	1	39.15	
	0FMKANC32-005	No-Clean flux cream <sup>1), 3)</sup> , 5 ml/0.3 in <sup>3</sup> cartridge	2	1	27.50	
	4FMJF6000-PEN	FLUX-PEN with IF6000 flux <sup>1), 2)</sup> , for lead-free rework, 7 ml/0.43 in <sup>3</sup>	4	1	51.50	
	0IRHP100A-13	Vacuum pipette for component placement, to be attached directly on the tool stand	5	1	333.50	

































1) = Xi Irritating



2) = F+ Highly Flammable



3) = N Environmentally Hazardous

 <p>Fig.: DIP&amp;PRINT STATION with accessories. Further dip and print stencils available on request. Please indicate dimensions and type of component.</p>	<b>OPR100</b>	<b>DIP&amp;PRINT STATION incl. squeegee</b>	<b>5</b>	<b>1</b>	<b>659.75</b>	 4 003008 089912
	OPR100-D001	<u>Accessories:</u> Dip stencil, 40 x 40 mm/1.575 x 1.575 in, 300 µm	S	1	494.50	 4 003008 090796
	OPR100-D002	Dip stencil, 20 x 20 mm/0.787 x 0.787 in, 150 µm	S	1	494.50	 4 003008 090819
	OPR100-D003	Dip stencil, 20 x 20 mm/0.787 x 0.787 in, 100µm	S	1	494.50	 4 003008 093476
	OPR100-D004	Dip stencil, 40 x 40 mm/1.575 x 1.575 in, 100µm	S	1	494.50	 4 003008 093483
	OPR100-D005	Dip stencil, 40 x 40 mm/1.575 x 1.575 in, 150µm	S	1	494.50	 4 003008 093490
	OPR100-S001	Print stencil, BGA 225	S	1	227.50	 4 003008 090857
	OPR100-S002	Print stencil, MLF 32	S	1	494.50	 4 003008 090826
	OPR100-S003	Print stencil, QFN 20	S	1	494.50	 4 003008 090864
	OPR100-PL550	Frame fixation for PL 550	5	1	200.10	 4 003008 089905
	OPR100-PL650	Frame fixation for PL 650	5	1	200.10	 4 003008 089899
	OPR100-R001	Squeegee 70 x 25 mm/2.756 in x 0.984 in, thickness 0.3 mm/0.012 in	S	1	45.50	 4 003008 090840
	 <p>Fig.: Heating plate (01RHP100A-03) with control cable 01RHP100A-14 and i-CON soldering station</p>	<b>01RHP100A-03</b>	<b>Heating plate, 230 V, 800 W, antistatic</b>	<b>5</b>	<b>1</b>	<b>1740.00</b>
<b>01RHP100A-14</b>		<b>Control cable to connect heating plate with i-CON C/i-CON VARIO soldering stations</b>	<b>5</b>	<b>1</b>	<b>43.50</b>	 4 003008 088991
01R5500-01		<i>This heating plate can be connected with:</i> <i>i-CON1 C/i-CON2 C</i> <i>i-CON VARIO 2/i-CON VARIO 4</i> <u>Spare parts / recommended accessories:</u> X-Y PCB table with height adjustment	5	1	928.00	 4 003008 072990
01RHP100A-06		High-precision X-Y PCB holder to be attached directly on the heating plate 01RHP100A-03 (see above)	5	1	1363.00	 4 003008 084306
01RHP100A-15		Y-type adapter for heating plate/fume extraction/i-CON1 C/i-CON2 C/i-CON VARIO 2/i-CON VARIO 4	5	1	64.24	 4 003008 089004
 <p>01RHP200</p>  <p>X-Y PCB table 01R5500-01</p>  <p>PCB holder 0PH100</p>	<b>01RHP200</b>	<b>Electronically temperature-controlled infrared rework heating plate with integrated temperature sensor, 230 V, 800 W, incl. temperature regulator 0RA4500D, max. 3,000 W resistive load</b>	<b>5</b>	<b>1</b>	<b>2392.50</b>	 4 003008 072174
	01RHP203	<u>consisting of:</u> Electronically temperature-controlled infrared rework heating plate with integrated temperature sensor, 230 V, 800 W*	5	1	1957.50	 4 003008 072983
	0RA4500D	Temperature regulator, 230 V, max. 3,000 W resistive load with set/actual-display	1	1	535.50	 4 003008 065725
	01R5500-01	<u>Accessories:</u> X-Y PCB table with height adjustment	5	1	928.00	 4 003008 072990
	0PH100	PCB holder	5	1	406.00	 4 003008 061628
	01R5500-13	Cooling fan with hood, 230 V, volume flow 160 m <sup>3</sup> /h / 5,650 ft <sup>3</sup> /h	5	1	471.25	 4 003008 068382
	0DTM103	Temperature measuring device	1	1	198.13	 4 003008 044157
	01R5500-35	Flexpoint TC holder	5	1	442.25	 4 003008 079128
	01R6500-01	AccuTC thermocouple	5	1	282.75	 4 003008 081909



#### Technical highlights:

- Efficient 3-stage particle- and gas filtering
- Super silent operation
- Independently adjustable suction power per arm
- Optical and acoustical filter exchange status
- Easy and fast filter exchange – without tools
- Identical filters for EASY ARM 1 and EASY ARM 2
- Interface to interact with i-CON soldering stations

### Ersa solder fume extractions satisfy with high exhaust power and super silent operation!

Ersa solder fume extraction units are based on over 15 years of experience in process air cleaning by Ersa.

They stand out by a high suction power and an efficient filter performance combined with super silent operation. Exhaust volume per arm is 110 m<sup>3</sup>/h. Both the EASY ARM 1 and EASY ARM 2 are equipped with filters that clean the process air in three stages: The pre-filter absorbs dust and big particles. The combined filter separates micro particles which occur during soldering and absorbs dangerous gas molecules in the incorporated activated carbon filter.


The operator can choose between a system with one exhaust arm – the EASY ARM 1 – and a unit with two exhaust arms – the EASY ARM 2. Both

units can be mounted individually by means of their table clamp. Exhaust power is set independently for each extraction arm at the touch of a button. The EASY ARM 1 and EASY ARM 2 use an identical pre-filter and combined filter. Optical and acoustical signals inform the operator when filters have to be exchanged. A wide range of exhaust arms and nozzles for all applications are available so that the user will find the proper solution for his requirements.

For energy saving purposes and to extend filter lifetime, both units can be connected with Ersa i-CON soldering stations or a standby switch. In this way, the extraction unit is only working whilst the attached soldering station is in operation, stopping as soon as the soldering station goes into standby mode.




*Ersa EASY ARM 1 with exhaust arm Omniflex and round exhaust nozzle*



*Clearly structured control panel*









































*High-end filter materials, same filters for EASY ARM 1 and EASY ARM 2*



*Efficient solder fume extraction directly at the solder joint*





















































	0CA10-001	Ersa EASY ARM 1 filter unit complete with interface to connect with an i-CON C or i-CON VARIO soldering station	3	1	1043.44	
	0CA10-002	Ersa EASY ARM 2 filter unit complete with interface to connect with an i-CON C or i-CON VARIO soldering station, for 2 extraction arms	3	1	1575.00	
		<b>Extraction arms for Ersa EASY ARM 1 and Ersa EASY ARM 2:</b>				
	0CA10-4002	Extraction arm, 1,000 mm/39.370 in Highflex, direct mount at the filter unit	3	1	200.82	
	0CA10-4003	Extraction arm, 900 mm/35.433 in Omniflex, direct mount at the filter unit	3	1	255.94	
	0CA10-4001	Hinged extraction arm, 500 mm/35.433 in Highflex and table clamp, incl. connecting hose 0CA10-2002	3	1	433.13	
	0CA10-4004	Hinged extraction arm, 600 mm/23.622 in Omniflex and table clamp, incl. connecting hose 0CA10-2002	3	1	472.50	
		<b>Extraction nozzles for Ersa EASY ARM 1 and Ersa EASY ARM 2:</b>				
	0CA10-5001*	Extraction nozzle, ø 60 mm/2.362 in, metallic, antistatic	3	1	70.88	
	0CA10-5002	Extraction nozzle, round, ø 118 mm/4.646 in, antistatic	3	1	47.25	
	0CA10-5003	Extraction nozzle, rectangular, 155 x 90 mm/6.102 x 3.543 in, antistatic	3	1	47.25	
	0CA10-5004*	Extraction nozzle Plus, 230 x 85 mm/9.055 x 3.346 in, transparent	3	1	66.94	
	0CA10-9006	Nozzle coupling Omniflex (only with extraction arms Omniflex and extraction nozzles 5001/5004)	3	1	38.06	






















		Accessories and spare parts for Ersa EASY ARM 1 and Ersa EASY ARM 2:					
	0CA10-2002	Connecting hose, length 2,000 mm/78.740 in	3	1	83.09		4 003008 095203
	0CA10-9006	Nozzle coupling Omniflex (only with extraction arms Omniflex and extraction nozzles 5001/5004)	3	1	38.07		4 003008 095289
	3CA10-9001	Table clamp for EASY ARM 1	3	1	173.25		4 003008 095029
	3CA10-9002	Table clamp for EASY ARM 2	3	1	212.63		4 003008 095012
	0CA10-1001	Combined filter, particle filter H13, gas filter activated carbon	3	1	153.96		4 003008 095340
	0CA10-1002/04	Prefilter, particle filter F7, 4 pcs.	3	4	60.25		4 003008 095180
	3CA10-2003	Interface cable to connect i-CON1 C/i-CON2 C/i-CON VARIO 2/i-CON VARIO 4 with EASY ARM 1/EASY ARM 2 fume extraction	3	1	38.85		4 003008 095388
	3CA10-2004	Standby switch	3	1	66.94		4 003008 095395

## Ersa CLEAN-AIR - discontinued products



























(subject to goods being unsold)

















	0CA08-002	<b>Ersa EASY ARM EXTRACTION EA 110 plus i filter unit, complete with interface to connect with i-CON C soldering stations, for two extraction arms.</b>  100 - 250 V, 50/60 Hz, 100 W Suction power: 140 m <sup>3</sup> /h Vacuum: up to 2,200 Pa (0.22 bar) Interface to connect with i-CON C soldering stations	3	1	1,573.00	
	3CA06-4001	<b>Extraction arms for EA 110 and EA 110 plus/i:</b>  Extraction arm with 700 mm/27.56 in flexible hose (for table mounting), incl. connecting hose 3CA06-2002, table mounting 3CA03-9004 and quick coupling 3CA06-9004	3	1	388.80	
	3CA06-4002	Extraction arm with 1,000 mm/39.37 in flexible hose (to be installed directly at the EA 110 filter unit) with 2 quick couplings 3CA06-9003	3	1	205.50	
	3CA06-5001	<b>Extraction nozzles for extraction arms of Ersa EASY ARM EXTRACTION systems EA 110 and EA 110 plus/i:</b>  Extraction nozzle, metallic, ø 50 mm/1.969 in	3	1	65.00	
	3CA06-5002	Extraction nozzle, plastic, antistatic, 190 x 100 mm/7.480 x 3.937 in	3	1	92.30	
	3CA06-5004	Extraction nozzle "Plus", plastic, ESD, 215 x 90 mm/8.464 x 3.543 in	3	1	69.00	
	3CA06-2002	<b>Accessories and spare parts for EA 110 and EA 110 plus/i</b>  Connecting hose with quick coupling 3CA06-9003, length 2 m/6.56 ft	3	1	70.00	
	3CA06-9003	Quick coupling for connecting hose	3	1	16.00	
	3CA06-9004	Quick coupling for filter unit and extraction arm	3	1	16.00	
	0CA08-3005	Standby switch	3	1	71.50	
	0CA08-3006	Remote control	3	1	396.50	
	3CA06-9001	Table clamp	3	1	167.80	
	0CA08-3004	Interface cable set for one or two i-CON C/i-CON1 C or i-CON2 C soldering stations to connect with the EA 110 plus i solder fume extraction	3	1	106.00	
	3CA06-1001	<b>Spare filter for Ersa EASY ARM EXTRACTION systems EA 110 and EA 110 plus/i:</b>  Spare filter	3	1	318.50	

 	<b>0SVP100</b>	<b>SVP 100 vacuum pipette with bent nozzle and 3 silicone cups, antistatic, complete</b>	2	1	88.75	
	0SVP12G	<i>Accessories:</i> Suction nozzle, straight	2	1	9.38	
	0SVP12K	Suction nozzle, bent	2	1	10.25	
	0SVP13A	Silicone cups, antistatic (set 4 mm, 6 mm and 9 mm/ 0.157, 0.236 and 0.354 in $\phi$ )	2	1	21.00	
	0SVP07S	Silicone cup $\phi$ 7 mm/0.276 in, heat-resistant	2	1	14.25	
	<b>0VACX</b>	<b>Desoldering tool, plastic housing, antistatic, suction capacity 11.3 cm<sup>3</sup> / 0.689 in<sup>3</sup>, in plastic bag</b>	2	1	15.00	
	0VACX2	<i>Desoldering tips for VAC desoldering tools:</i> Desoldering tip, antistatic, for 0VACX, in plastic bag	2	2	6.13	
	<b>0AS196</b>	<b>SOLDAPULLT desoldering tool, plastic, antistatic, suction capacity 34 cm<sup>3</sup> / 2 in<sup>3</sup></b>	2	1	67.50	
	0LS197	<i>Desoldering tips for Soldapullt desoldering tools:</i> Desoldering tip, antistatic, for 0AS196/0US340	2	1	12.50	
		<b>No-Clean desoldering wicks, 1.5 m/4.9 ft length</b>				
	0WICKNC1.5/10	1.5 mm/0.06 in width	2	10	37.75	
	0WICKNC1.5/SB	1.5 mm/0.06 in width	2	1	4.25	
	0WICKNC2.2/10	2.2 mm/0.087 in width	2	10	43.38	
	0WICKNC2.2/SB	2.2 mm/0.087 in width	2	1	4.75	
	0WICKNC2.7/10	2.7 mm/0.1 in width	2	10	45.88	
	0WICKNC2.7/SB	2.7 mm/0.1 in width	2	1	5.00	
	0WICKNC4.9/10	4.9 mm/0.193 in width	2	10	45.88	
	0WICKNC4.9/SB	4.9 mm/0.193 in width	2	1	5.00	
		<i>Tip: The 4.9 mm wide No-Clean desoldering wicks used together with a soldering tip of the "Wick-Tip" type, such as 0102ZDLF200/SB (see page 36) or 0612ZD/SB (see page 40), are a perfect match to clean BGA pads efficiently.</i>				

	<b>3ZT00164</b>	<b>Tip exchanger for replacement of all internally heated Erska soldering tips, soldering tip series 832, 842 and 212, desoldering tips of the 422/42 series and hot air nozzles of the 802 series</b>	<b>2</b>	<b>1</b>	30.25	 4 003008 058413
	<b>ODTM100</b>	<b>Temperature measuring device with digital display, complete, in transport case</b>	<b>1</b>	<b>1</b>	542.63	 4 003008 044140
	ODTM103	<i>consisting of:</i> Temperature measuring device	1	1	198.13	 4 003008 044157
	ODTM101	Sensor unit with sensor wire ODTM102	1	1	243.38	 4 003008 044164
	ODTM102	Sensor wire for ODTM101	1	1	39.75	 4 003008 044171
	ODTM105	Calibration adapter	1	1	57.38	 4 003008 054316
	OKF005	Transport case	2	1	36.25	 4 003008 044546
	0IR4510-02	<i>Accessories:</i> Measuring sensor	5	1	52.20	 4 003008 065909
	<b>ODTM100P</b>	<b>Temperature measuring device with digital display and calibration certificate, complete in transport case</b>	<b>1</b>	<b>1</b>	730.13	 4 003008 062960
	ODTM103P	<i>consisting of:</i> Temperature measuring device with calibration certificate	1	1	377.38	 4 003008 066418
	ODTM101	Sensor unit with sensor wire ODTM102	1	1	243.38	 4 003008 044164
ODTM102	Sensor wire for ODTM101	1	1	39.75	 4 003008 044171	
ODTM105	Calibration adapter	1	1	57.38	 4 003008 054316	
OKF005	Transport case	2	1	36.25	 4 003008 044546	
0IR4510-02	<i>Accessories:</i> Measuring sensor	5	1	52.20	 4 003008 065909	
Delivery without soldering stations 	<b>OSTR100</b>	<b>STR 100 stacking rack for 2 soldering stations</b>	<b>1</b>	<b>1</b>	45.88	 4 003008 057355
		<i>not suitable for i-CON soldering stations</i>				
Delivery without soldering stations 	<b>OSTR200</b>	<b>STR 200 stacking rack for 2 soldering stations</b>	<b>WI</b>	<b>1</b>	68.25	 4 003008 083699
		<i>for i-CON soldering stations</i>				

	0A04	Holder for soldering irons with an output ranging from 50 W up to 150 W, ISOTYP 90 and 0180PZ	2	1	3.13	
	0A05	Holder for small and medium-sized soldering irons with sponge 0004G	2	1	40.88	
	0A08MSET	Dry sponge with container for 0A39 - 0A48	1	1	9.00	
	0A08MSET/10	Dry sponge with container for 0A39 - 0A48	1	10	81.88	
	0A17	Holder for soldering irons with an output ranging from 200 W up to 550 W	2	1	8.63	
	0A18	Holder for soldering irons of the MULTITIP series, TIP 260, MULTI-TC, PTC 70	2	1	1.63	
	0A39	Holder for RT80 soldering iron	2	1	43.75	
	0A41	Holder for soldering irons of the MULTITIP series, MULTI-PRO, MULTI-TC, BASIC TOOL 60 and BASIC TOOL 80	2	1	40.92	
	0A42	Holder, antistatic, for TIP TOOL, POWER TOOL, ERGO TOOL, MICRO TOOL and TECH TOOL	1	1	48.63	
	0A43	Holder, antistatic, for CHIP TOOL	1	1	66.38	
	0A44	Holder, antistatic, for X-TOOL	1	1	63.50	
	0A45	Holder, antistatic, for soldering tip series 0832C8 - C18, MD, QD, ZD, solder wire feed unit and solder fume extraction	1	1	60.88	
	0A48	Holder, antistatic, for i-TOOL and i-TOOL NANO	WI	1	49.35	
	0A52	Holder, antistatic, for i-TOOL and i-TOOL NANO	WI	1	32.82	
	0A53	Holder for i-TOOL PICO	WI	1	24.55	
	0A54	Holder, antistatic, for CHIP TOOL VARIO	WI	1	63.00	
	0A55	Holder, antistatic, for i-TOOL AIR S	WI	1	42.27	
	3N194	Rubber support disk for MULTITIP, MULTI-PRO and ERSA 30 S	2	1	1.25	
	0SH03	SMD soldering and desoldering tip holder, unequipped	1	1	42.13	
	0003B	<i>Cleaning sponges / cleaning brush:</i> Viscose sponge, blue, 55 x 55 mm/2.2 x 2.2 in, for 0A09, 10, 13, 16, 24, 25, 28, 29, 30, 34, 35, 36, 39, 41 - 45, 48, 50	1	1	3.00	
	0004G	Viscose sponge, 34 x 65 mm/1.3 x 2.6 in, for 0A05, 0A21 and 0A26	2	1	2.00	
	0006G	Sponge for container 0G156 (INDEPENDENT 60/75/125/130), ø 36 mm/1.4 in	2	1	2.75	
	0008M/SB	Dry sponge for 0A08M, 0A52 and 0A50	1	1	3.13	
	0008M/10	Dry sponge for 0A08M, 0A52 and 0A50	1	10	25.25	
	3ZT00051	Cleaning brush, bristles made of brass wire	2	1	4.75	

 <p>Fig. 0SR100 with 0SR101 and optional sol- der wire</p>	0SR100	Solder wire dispenser, complete, for 1 solder wire spool (delivery without solder wire)	2	1	95.00	
	0SR101	Kit for 2nd spool (delivery without solder wire)	2	1	71.25	
<b>Solder wires &amp; solder bars</b> <b>INFO:</b>		Solder bar and solder wire prices are subject to fluctuations of the raw material price. Current prices are available on request.				
<p><b>Solder wire:</b> Sn96.5Ag3.0Cu0.5, according to DIN EN 29453, with 3.5 % flux core according to J-STD-004A/EN61190-1-1: ROLO, halogen-free. Melting temperature: 217 °C/422 °F</p> 	010MM0250LF02	Solder wire, 1.0 mm/0.039 in ø, 250 g/8.82 oz		4	1	
	015MM0250LF02	Solder wire, 1.5 mm/0.059 in ø, 250 g/8.82 oz		4	1	
<p><b>Solder wire:</b> Sn96.5Ag3.0Cu0.5, according to DIN EN 29453, with 1.6 % flux core according to J-STD-004A/EN61190-1-1: RELO, halogen-free. Melting temperature: 217 °C - 219 °C/422 - 426 °F</p>	4I16035SAC305-1	Solder wire, 0.35 mm/0.014 in ø, 100 g/3.53 oz		4	1	
	4I16050SAC305-5	Solder wire, 0.5 mm/0.020 in ø, 500 g/15.901 oz		4	1	
	4I16070SAC305-5	Solder wire, 0.7 mm/0.028 in ø, 500 g/15.901 oz		4	1	
	4I16100SAC305-5	Solder wire, 1.0 mm/0.039 in ø, 500 g/15.901 oz		4	1	
<p><b>Solder wire:</b> Sn60Pb40, according to DIN EN 29453, with 2.2 % flux core according to J-STD-004A/EN61190-1-1: ROM1. Melting temperature: 183 °C - 190 °C/361 - 374 °F</p>	010MM0250FR	Solder wire, 1.0 mm/0.039 in ø, 250 g/8.82 oz		4	1	
	010MM0500FR	Solder wire, 1.0 mm/0.039 in ø, 500 g/17.64 oz		4	1	
	015MM0250FR	Solder wire, 1.5 mm/0.059 in ø, 250 g/8.82 oz		4	1	
<p><b>Low-residue solder wire INTERFLUX IF 14:</b> Sn60PB40, according to DIN EN 29453, with 1.4 % flux core according to J-STD-004A/EN61190-1-1: RELO. Melting temperature: 183 °C - 190 °C/361 - 374 °F</p>	4IF140.5-0500	Solder wire, 0.5 mm/0.020 in ø, 500 g/17.64 oz		4	1	
	4IF140.7-0500	Solder wire, 0.7 mm/0.028 in ø, 500 g/17.64 oz		4	1	
	4IF141.0-0500	Solder wire, 1.0 mm/0.039 in ø, 500 g/17.64 oz		4	1	
<p><b>Solder wire:</b> Sn63Pb37, acc. to EN 29453, with 0.9 % flux core acc. to J-STD-004A/EN61190-1-1: ROLO, halogen-free. Melting temperature: 183 °C/361 °F</p>	4IF091.0-0500	Solder wire, 1.0 mm/0.039 in ø, 500 g/17.64 oz		4	1	
	4LOT230GAG3.5CU0.7	Solder bars, lead-free, Sn95.8Ag3.5Cu0.7, 1 kg		4	1	
	4LOT230G64 B	Solder bars, Sn64Pb36, 1 kg		4	1	
		<i>Optionally, solder bars can also be delivered chopped (approx. 5 cm/1.969 in/pc.). Please state the requested shape in your order!</i>				

	0FMKANC32-005	No-Clean flux cream <sup>1); 4)</sup> , J-STD-004A/EN61190-1-1: ROL0, 5 ml/0.3 in <sup>3</sup> cartridge, on a colophony basis, low activated, incl. tapped and plastic needle (0.6 mm/0.037 in ø)	2	1	27.50	 4 003008 055474
 <p>1) = Xi Irritating</p> <p>2) = F+ Highly Inflammable</p> <p>3) = N Environmentally Hazardous</p> <p>4) = C Corrosive</p>	4FMJF8300-005	Flux gel 8300 <sup>1)</sup> for rework, 5 ml/0.3 in <sup>3</sup> cartridge, J-STD-004A/EN61190-1-1: REL0; resinous, halogen-free, low residues	4	1	31.25	 4 003008 073027
	4FMJF8300-030	Flux gel 8300 <sup>1)</sup> for rework, 30 ml/1.8 in <sup>3</sup> cartridge, J-STD-004A/EN61190-1-1: REL0; resinous, halogen-free, low residues	4	1	57.38	 4 003008 094817
	0FMKANC32-200	No-Clean flux cream <sup>1); 4)</sup> , J-STD-004A/EN61190-1-1: ROL0, 200 ml/12.2 in <sup>3</sup> tin, on a colophony basis, low activated. Delivery periods on request.	2	1	295.00	 4 003008 062083
	0FMIF2005-002	Low-solid No-Clean flux IF2005M <sup>1); 2)</sup> , J-STD-004A/EN61190-1-1: ORLO, 200 ml/12.2 in <sup>3</sup> spray bottle, solid < 2 %, halogen-free, activated. No colophony inside the solid state. Recleaning not necessary. Note: Only suitable for machine and reflow soldering!	2	1	16.99	 4 003008 067729
	0FMIF8001-001	Flux IF8001 <sup>2)</sup> , J-STD-004A/EN61190-1-1: REL0, 100 ml/6.1 in <sup>3</sup>	2	1	16.25	 4 003008 060195
	0FMIF6000-001	Flux IF6000 <sup>1); 2)</sup> for lead-free rework, J-STD-004A/EN61190-1-1: ROL0, resinous, halogen-free, long activation time, low residues, solid 7.5 %, 100 ml/6.1 in <sup>3</sup>	2	1	16.25	 4 003008 073171
	4FMJF8001-PEN	FLUX-PEN with flux IF8001 <sup>2)</sup> , J-STD-004A/EN61190-1-1: REL0, 7 ml/0.43 in <sup>3</sup>	4	1	52.75	 4 003008 066357
	4FMJF6000-PEN	FLUX-PEN with flux IF6000 <sup>1); 2)</sup> , for lead-free rework, J-STD-004A/EN61190-1-1: ROL0, resinous, halogen-free, long activation time, low residues, solid 7.5 %, 7 ml/0.43 in <sup>3</sup>	4	1	51.50	 4 003008 073188
	0FMMPEN	FLUX-PEN without flux	4	1	26.25	 4 003008 088731
	0FMMPEN-SP	Spare tip for FLUX-PEN	4	1	18.13	 4 003008 088748
	0FR200	FLUX REMOVER <sup>1); 2); 3)</sup> , 200 ml/12.2 in <sup>3</sup> cartridge, complete (available while stocks last)	2	1	20.90	 4 003008 058321
	0FR400	FLUX REMOVER <sup>1); 2); 3)</sup> , 400 ml/24.4 in <sup>3</sup> cartridge, complete	2	1	28.50	 4 003008 095036







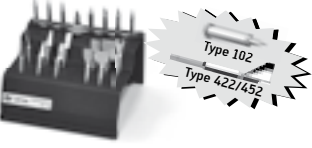








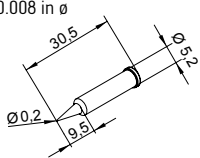
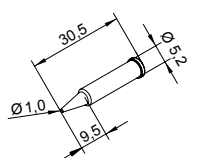
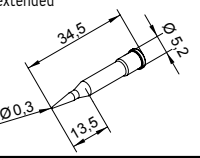
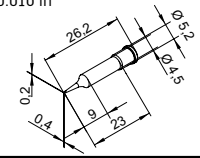
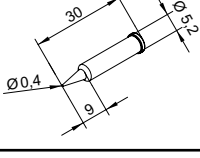
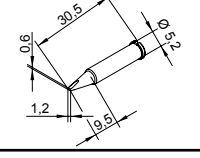
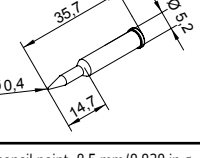
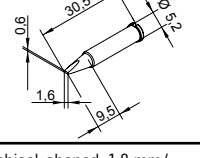
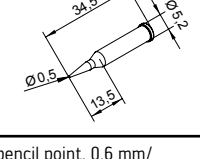
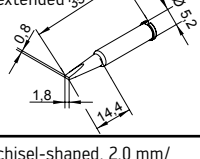
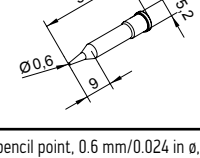
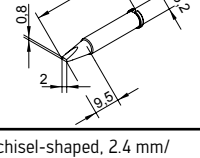
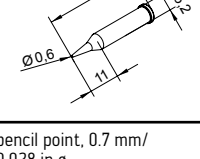
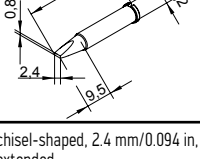
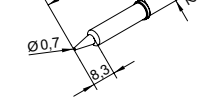
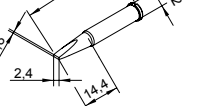
	OTR01/SB	<b>TIP REACTIVATOR<sup>1)</sup>, lead-free, 15 g/0.5 oz tin</b>  <i>For the regeneration of oxidized soldering tips. For this purpose the heated soldering tip is wiped on the surface of the regeneration compound. Environmentally safe, free of lead and halogens. Functions even at low tip temperatures.</i>	2	1	9.38	 4 003008 078206
	OTR02/SB	<b>TIP REACTIVATOR<sup>1)</sup>, lead-free, minimal residues, without abrasives, 30 g/1.1 oz tin</b>  <i>Regeneration of oxidized soldering tips. Free of lead and halogens. Functions even at low tip temperatures. At 250 °C/482 °F the heated soldering tip is dipped into the regeneration compound and wiped on the dry sponge. No residues of abrasive compounds, for example in the concave portion of the soldering tip.</i>	2	1	19.63	 4 003008 091373
 <p data-bbox="55 907 367 1084">Suitable soldering tips type, 102, see page 34 - 36 Suitable desoldering tips, types 422 and 452, see page 42/43</p>	OSMD8014	<b>Tip holder OSH03, equipped with soldering tips type 0102PDLF04, PDLF10, CDLF12, CDLF16, WDLF16, WDLF23, BDLF20 and desoldering tips type 0422SD, 0452EDLF060, FDLF100, FDLF150, MDLF020, QDLF100, QDLF175 as well as i-TIP fastener 3IT1045-00, complete</b>	1	1	528.75	 4 003008 088755
 <p data-bbox="55 1265 367 1361">Suitable soldering tips, type 212, see page 41 Suitable desoldering tips, types 422 and 452, see page 42/43</p>	OSMD8012	<b>Tip holder OSH03, equipped with soldering tips type 0212BDLF, CDLF, EDLF, KDLF and desoldering tips type 0422ED, QDLF250, MD and 0452FDLF100, FDLF150, QDLF125, QDLF175, QDLF200, complete</b>	1	1	431.25	 4 003008 049275
 <p data-bbox="55 1543 367 2157">Suitable soldering tips, type 212, see page 41 Suitable desoldering tips, types 422 and 452, see page 42/43</p>	OSMD8013	<b>Tip holder OSH03, equipped with soldering tips type 0212BDLF, CDLF, EDLF, MS, WD, SDLF, FDLF, GD and desoldering tips type 0422ED, MD, SD, FD6 and 0452FDLF100, FDLF150, FDLF125, FDLF175, QDLF175, QDLF100, complete</b>	1	1	646.25	 4 003008 060201
	OSH03	Tip holder, unequipped	1	1	42.13	 4 003008 058390

Figure / Article	Order No.	pcs p. pu	€ / pu excl. VAT	GTIN (EAN-Code)	Figure / Article	Order No.	pcs p. pu	€ / pu excl. VAT	GTIN (EAN-Code)
 i-TIP fastener, black version	3IT1040-00	1	5.90	4 003008 077896	 i-TIP fastener, green version	3IT1045-00	1	5.90	4 003008 087673
 pencil point, 0.2 mm/ 0.008 in ø	0102PDLF02/SB 0102PDLF02/10	1 10	10.10 94.64	4 003008 077179 4 003008 077537	 pencil point, 1.0 mm/0.039 in ø	0102PDLF10/SB 0102PDLF10/10	1 10	10.10 94.64	4 003008 077209 4 003008 077568
 pencil point, 0.3 mm/0.012 in ø, extended	0102PDLF03L/SB 0102PDLF03L/10	1 10	15.75 147.00	4 003008 082975 4 003008 082968	 chisel-shaped, 0.4 mm/ 0.016 in	0102CDLF04/SB 0102CDLF04/10	1 10	10.10 94.64	4 003008 086515 4 003008 086522
 pencil point, 0.4 mm/0.016 in ø	0102PDLF04/SB 0102PDLF04/10	1 10	10.10 94.64	4 003008 077186 4 003008 077544	 chisel-shaped, 1.2 mm/ 0.047 in	0102CDLF12/SB 0102CDLF12/10	1 10	10.10 94.64	4 003008 077087 4 003008 077353
 pencil point, 0.4 mm/0.016 in ø, extended	0102PDLF04L/SB 0102PDLF04L/10	1 10	15.75 147.00	4 003008 081992 4 003008 082005	 chisel-shaped, 1.6 mm/ 0.063 in	0102CDLF16/SB 0102CDLF16/10	1 10	10.10 94.64	4 003008 077094 4 003008 077360
 pencil point, 0.5 mm/0.020 in ø, extended	0102PDLF05L/SB 0102PDLF05L/10	1 10	15.75 147.00	4 003008 082999 4 003008 082982	 chisel-shaped, 1.8 mm/ 0.071 in, extended 35	0102CDLF18L/SB 0102CDLF18L/10	1 10	20.47 193.20	4 003008 082937 4 003008 082920
 pencil point, 0.6 mm/ 0.024 in ø	0102PDLF06/SB 0102PDLF06/10	1 10	15.75 147.00	4 003008 083415 4 003008 083408	 chisel-shaped, 2.0 mm/ 0.079 in	0102CDLF20/SB 0102CDLF20/10	1 10	10.10 94.64	4 003008 077100 4 003008 077476
 pencil point, 0.6 mm/0.024 in ø, extended	0102PDLF06L/SB 0102PDLF06L/10	1 10	15.75 147.00	4 003008 083019 4 003008 083002	 chisel-shaped, 2.4 mm/ 0.094 in	0102CDLF24/SB 0102CDLF24/10	1 10	10.10 94.64	4 003008 077117 4 003008 077483
 pencil point, 0.7 mm/ 0.028 in ø	0102PDLF07/SB 0102PDLF07/10	1 10	10.10 94.64	4 003008 077193 4 003008 077551	 chisel-shaped, 2.4 mm/0.094 in, extended	0102CDLF24L/SB 0102CDLF24L/10	1 10	23.24 219.85	4 003008 084825 4 003008 085372

Further tips on request.  
Subject to technical changes!

# 102 series

ERSADUR soldering tips for:  
Product group WI

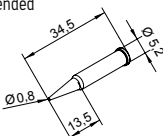
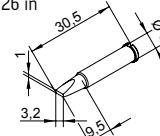
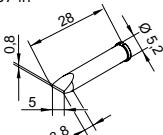
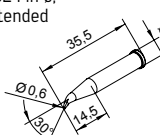
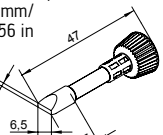
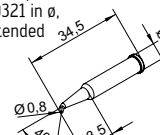
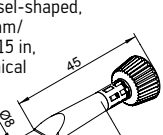
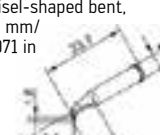
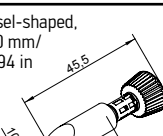
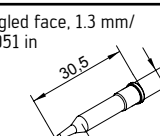
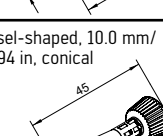
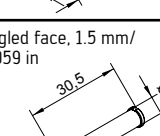
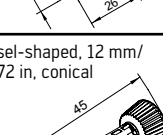

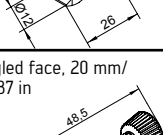
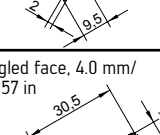
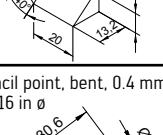
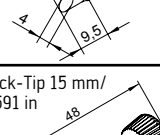
■ i-CON  
■ i-CON1  
■ i-CON2  
i-TOOL soldering iron

■ i-CON C  
■ i-CON1 C  
■ i-CON2 C  
i-TOOL soldering iron

■ i-CON NANO  
■ i-CON PICO

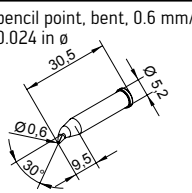
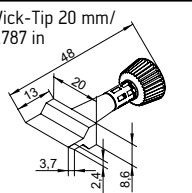
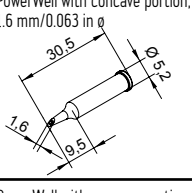
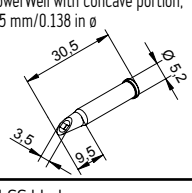
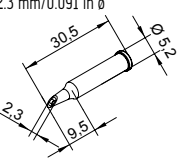
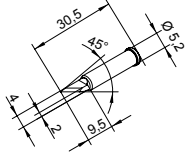
■ i-CON VARIO 2  
■ i-CON VARIO 4  
i-TOOL soldering iron

35

Figure / Article	Order No.	pcs p. pu	€ / pu excl. VAT	GTIN (EAN-Code)	Figure / Article	Order No.	pcs p. pu	€ / pu excl. VAT	GTIN (EAN-Code)
pencil point, 0.8 mm/0.031 in $\phi$ , extended 	0102PDLF08L/SB 0102PDLF08L/10	1 10	15.75 147.00	4 003008 083033 4 003008 083026	chisel-shaped, 3.2 mm/ 0.126 in 	0102CDLF32/SB 0102CDLF32/10	1 10	10.10 94.64	4 003008 077124 4 003008 077490
chisel-shaped, 5.0 mm/ 0.197 in 	0102CDLF50/SB 0102CDLF50/10	1 10	10.10 94.64	4 003008 077131 4 003008 077513	pencil point, bent, 0.6 mm/ 0.024 in $\phi$ , extended 	0102SDLF06L/SB 0102SDLF06L/10	1 10	25.73 243.60	4 003008 082036 4 003008 082029
chisel-shaped, 6.5 mm/ 0.256 in 	0102CDLF65/SB 0102CDLF65/10	1 10	23.24 219.85	4 003008 082951 4 003008 082944	pencil point, bent, 0.8 mm/ 0.032 in $\phi$ , extended 	0102SDLF08L/SB 0102SDLF08L/10	1 10	25.73 243.60	4 003008 082548 4 003008 082531
chisel-shaped, 8 mm/ 0.315 in, conical 	0102CDLF080C/SB 0102CDLF080C/10	1 10	29.54 279.30	4 003008 084399 4 003008 084405	chisel-shaped bent, 1.8 mm/ 0.071 in 	0102SDLF18/SB 0102SDLF18/10	1 10	31.80 277.20	4 003008 082517 4 003008 086003
chisel-shaped, 10.0 mm/ 0.394 in 	0102CDLF100/SB 0102CDLF100/10	1 10	23.24 219.85	4 003008 082388 4 003008 082678	angled face, 1.3 mm/ 0.051 in 	0102ADLF13/SB 0102ADLF13/10	1 10	17.46 166.69	4 003008 083057 4 003008 083040
chisel-shaped, 10.0 mm/ 0.394 in, conical 	0102CDLF100C/SB 0102CDLF100C/10	1 10	30.98 292.56	4 003008 084375 4 003008 084382	angled face, 1.5 mm/ 0.059 in 	0102ADLF15/SB 0102ADLF15/10	1 10	17.46 166.69	4 003008 083071 4 003008 083064
chisel-shaped, 12 mm/ 0.472 in, conical 	0102CDLF120C/SB 0102CDLF120C/10	1 10	32.29 305.29	4 003008 084412 4 003008 084429	angled face, 2.0 mm/ 0.079 in 	0102ADLF20/SB 0102ADLF20/10	1 10	17.46 166.69	4 003008 077001 4 003008 077322
angled face, 20 mm/ 0.787 in 	0102CDLF200/SB 0102CDLF200/10	1 10	72.85 691.56	4 003008 084436 4 003008 084443	angled face, 4.0 mm/ 0.157 in 	0102ADLF40/SB 0102ADLF40/10	1 10	17.46 166.69	4 003008 077018 4 003008 077339
pencil point, bent, 0.4 mm/ 0.016 in $\phi$ 	0102SDLF04/SB 0102SDLF04/10	1 10	25.73 243.60	4 003008 082487 4 003008 082494	Wick-Tip 15 mm/ 0.591 in 	0102ZDLF150/SB	1	60.64	4 003008 086492

Further tips on request.  
Subject to technical changes!

pu = packing unit; /SB = single piece package, /10 = 10 pcs packing unit

Figure / Article	Order No.	pcs p. pu	€ / pu excl. VAT	GTIN (EAN-Code)	Figure / Article	Order No.	pcs p. pu	€ / pu excl. VAT	GTIN (EAN-Code)
 <p>pencil point, bent, 0.6 mm/ 0.024 in <math>\phi</math></p>	0102SDLF06/SB 0102SDLF06/10	1 10	25.73 243.60	4 003008 079104 4 003008 079081	 <p>Wick-Tip 20 mm/ 0.787 in</p>	0102ZDLF200/SB	1	64.05	4 003008 086508
 <p>PowerWell with concave portion, 1.6 mm/0.063 in <math>\phi</math></p>	0102WDLF16/SB 0102WDLF16/10	1 10	30.32 286.80	4 003008 077223 4 003008 077575	 <p>PowerWell with concave portion, 3.5 mm/0.138 in <math>\phi</math></p>	0102WDLF35/SB 0102WDLF35/10	1 10	30.32 286.80	4 003008 077247 4 003008 077599
 <p>PowerWell with concave portion, 2.3 mm/0.091 in <math>\phi</math></p>	0102WDLF23/SB 0102WDLF23/10	1 10	30.32 286.80	4 003008 077230 4 003008 077582	 <p>PLCC blade</p>	0102BDLF20/SB 0102BDLF20/10	1 10	18.12 169.58	4 003008 077070 4 003008 077346

### Professional soldering tip care

Hand soldering operators attach major importance on long-lasting soldering tips providing good soldering results throughout their lifetime. Soldering tips that fail to rapidly melt solder due to excess oxidation deteriorate productivity considerably. It is necessary to take care for one's soldering tip in order to ensure an efficient process.

#### Basic information:

1. When a soldering tip remains hot for a long period of time, the tip oxidizes or blackens. An oxidized tip will no longer "wet" or melt solder properly.
2. The higher the working temperature of the soldering tip, the faster the oxidation, and tip lifetime will be shorter.
3. Soldering irons that automatically go into a lower "standby" temperature increase tip life.
4. A soldering tip oxidizes very rapidly if it is left "cooking" without molten solder covering the tip end. This happens, for example, if the tip is not wetted with solder right after cleaning it.
5. Excessive mechanical force during soldering shortens tip life.
6. Proper tip care may significantly increase tip life.
7. Lead-free solders melt at higher temperatures and they are more aggressive to the tip. This leads to a shorter tip life.

#### Professional care:

1. Always clean the soldering tip by wiping it on a slightly wet sponge after each use. Alternatively, soldering tips can be dry cleaned using the Ersa dry sponge which is made of wire mesh.
2. Always wet the tip with fresh solder BEFORE putting the iron back into the holder.
3. Always use the lowest working temperature possible.
4. Never leave a soldering iron "cooking" unattended for some time. Change into standby mode or switch off the iron if it is not used.
5. Never use excessive mechanical force when soldering.
6. Soldering tip oxidation can easily be removed if detected early. Early detection and removal will increase tip life.
7. Tip oxidation removal or tip refurbishing is accomplished in 4 consecutive steps:
  - a) Wipe the soldering tip on a damp sponge.
  - b) Clean the tip with a wire brush.
  - c) Use a tip reactivator chemical on the soldering tip.
  - d) Retin the soldering tip using a flux cored solder wire.

Dry cleaning of soldering tips offers substantial advantages. The soldering tips are not cooled abruptly and contaminated tips resulting from dirty sponges are avoided. Due to the slightly abrasive properties of the special wire mesh, passive layers that accumulated on the soldering tip can easily be removed. Tip life is thus increased considerably in lead-free hand soldering.

#### Further tips on request.

Subject to technical changes!

# 832 series

ERSADUR long-life tips for:  
Product group 2

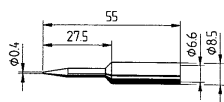
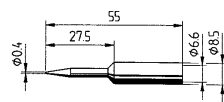
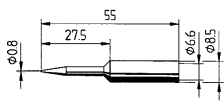
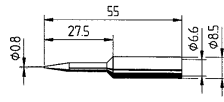
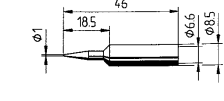
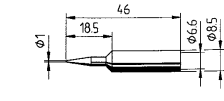
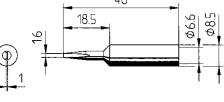
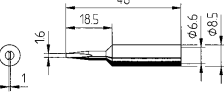
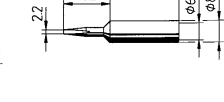
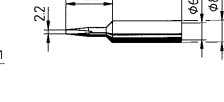
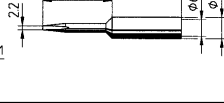
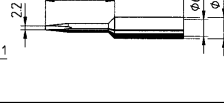
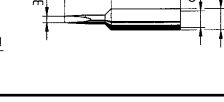
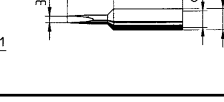
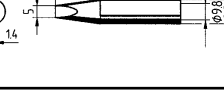

■ ANALOG 60 / A  
■ ANALOG 80 / A  
■ DIGITAL 80 A  
■ DIGITAL 2000 A  
POWER TOOL soldering iron

■ MULTI-PRO  
■ MULTI-SPRINT  
■ MULTI-TC  
■ RDS 80

■ MICRO-CON 60 iA  
POWER TOOL soldering iron  
■ TWIN 80 A  
ERGO TOOL soldering iron

■ ELS 8000/M/D  
■ MS 6000  
■ MS 8000/D

37

Figure / Description	Order No.	pcs	€ / pu	GTIN	Figure / Description	Order No.	pcs	€ / pu	GTIN
		p. pu	excl. VAT	(EAN-Code)			p. pu	excl. VAT	(EAN-Code)
pencil point, extended, 0.4 mm/0.016 in $\phi$ 	0832UDLF/SB 0832UDLF/10	1 10		4 003008 074680 4 003008 074673	pencil point, extended, 0.4 mm/0.016 in $\phi$ 	0832UD/SB 0832UD/10	1 10	12.38 111.25	4 003008 055702 4 003008 055696
pencil point, extended, 0.8 mm/0.031 in $\phi$ 	0832SDFL/SB 0832SDFL/10	1 10		4 003008 074703 4 003008 074567	pencil point, extended, 0.8 mm/0.031 in $\phi$ 	0832SD/SB 0832SD/10	1 10	11.88 108.13	4 003008 055689 4 003008 055672
pencil point, 1.0 mm/0.039 in $\phi$ 	0832BDFL/SB 0832BDFL/10	1 10		4 003008 074697 4 003008 074536	pencil point, 1.0 mm/0.039 in $\phi$ 	0832BD/SB 0832BD/10	1 10	11.88 108.13	4 003008 055542 4 003008 055535
chisel-shaped, 1.6 mm/0.063 in 	0832YDLF/SB 0832YDLF/10	1 10		4 003008 075045 4 003008 075250	chisel-shaped, 1.6 mm/0.063 in 	0832YD/SB 0832YD/10	1 10	11.75 106.25	4 003008 076035 4 003008 066982
chisel-shaped, 2.2 mm/0.087 in 	0832CDFL/SB 0832CDFL/10	1 10		4 003008 074710 4 003008 074529	chisel-shaped, 2.2 mm/0.087 in 	0832CD/SB 0832CD/10	1 10	11.88 108.13	4 003008 055566 4 003008 055559
chisel-shaped, extended, 2.2 mm/0.087 in 	0832KDLF/SB 0832KDLF/10	1 10		4 003008 074734 4 003008 074550	chisel-shaped, extended, 2.2 mm/0.087 in 	0832KD/SB 0832KD/10	1 10	11.88 108.13	4 003008 055627 4 003008 055610
chisel-shaped, 3.2 mm/0.126 in 	0832EDLF/SB 0832EDLF/10	1 10		4 003008 074727 4 003008 074543	chisel-shaped, 3.2 mm/0.126 in 	0832ED/SB 0832ED/10	1 10	11.88 108.13	4 003008 055580 4 003008 055573
chisel-shaped, 5.0 mm/0.197 in 	0832VDFL/SB 0832VDFL/10	1 10		4 003008 075236 4 003008 075243	chisel-shaped, 5.0 mm/0.197 in 	0832VD/SB 0832VD/10	1 10	18.50 168.75	4 003008 055726 4 003008 055719

Further tips on request.  
Subject to technical changes!

pu = packing unit; /SB = single piece package; /10 = 10 pcs packing unit

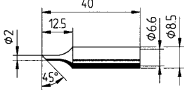
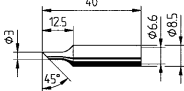
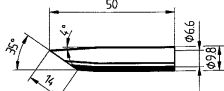
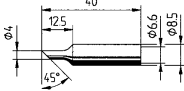
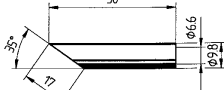
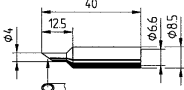
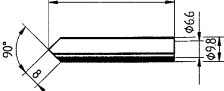
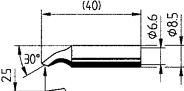
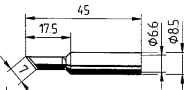
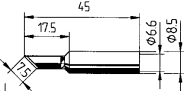
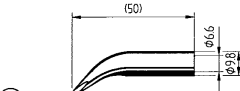
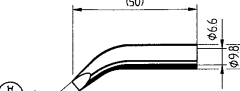
ERSADUR long-life tips for:  
Product group 2

■ ANALOG 60 / A  
■ ANALOG 80 / A  
■ DIGITAL 80 A  
■ DIGITAL 2000 A  
POWER TOOL soldering iron

■ MULTI-PRO  
■ MULTI-SPRINT  
■ MULTI-TC  
■ RDS 80

■ MICRO-CON 60 iA  
POWER TOOL soldering iron  
■ TWIN 80 A  
ERGO TOOL soldering iron

■ ELS 8000/M/D  
■ MS 6000  
■ MS 8000/D

Figure / Description	Order No.	pcs p. pu	€ / pu excl. VAT	GTIN (EAN-Code)	Figure / Description	Order No.	pcs p. pu	€ / pu excl. VAT	GTIN (EAN-Code)
angled face, 2.0 mm/0.079 in 	0832FDLF/SB 0832FDLF/10	1 10	24.63 232.50	4 003008 075106 4 003008 075434	<b>INFO:</b> Soldering tips 832 GDLF, 832 LDF and 832 MDLF can only be used with the following soldering stations / irons: ■ ANALOG 80 / A ■ DIGITAL 80 A ■ DIGITAL 2000 A (POWER TOOL) ■ MICRO-CON 60 iA (POWER TOOL) ■ ELS 8000 / M / D ■ MULTI-TC ■ RDS 80				
angled face, 3.0 mm/0.118 in ø 	0832TDLF/SB 0832TDLF/10	1 10	24.63 232.50	4 003008 075229 4 003008 075465	angled face 35°, 14 mm/0.55 in 	0832GDLF/SB 0832GDLF/10	1 10	20.50 181.25	4 003008 075113 4 003008 075120
angled face, 4.0 mm/0.157 in ø 	0832NDLF/SB 0832NDLF/10	1 10	24.63 232.50	4 003008 075212 4 003008 075458	angled face 35°, 17 mm/0.67 in 	0832LDLF/SB 0832LDLF/10	1 10	20.50 181.25	4 003008 075182 4 003008 075441
PowerWell with concave portion 	0832PW/SB	1	34.13	4 003008 075991	angled face both sides, 8 mm/0.315 in 	0832MDLF/SB 0832MDLF/10	1 10	20.50 181.25	4 003008 075199 4 003008 075205
SolderWell with concave portion, bent 	0832HD/SB	1	38.75	4 003008 075861					
PLCC blade, 1.5 mm/0.059 in 	0832AD/SB	1	23.88	4 003008 075823					
PLCC blade, 2.0 mm/0.079 in 	08520D/SB	1	24.75	4 003008 075847					
chisel-shaped, bent, 2.5 mm/0.098 in 	0832WD/SB	1	20.50	4 003008 076028					
chisel-shaped, bent, 5 mm/0.197 in 	0832RD/SB	1	20.50	4 003008 076004					

Further tips on request.  
Subject to technical changes!

pu = packing unit; /SB = single piece package; /10 = 10 pcs packing unit

# 842 series for increased heat supply


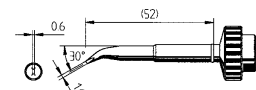
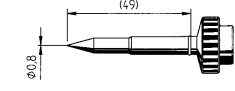
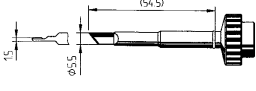

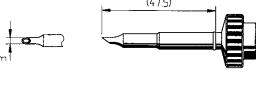

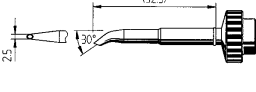

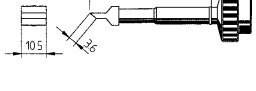

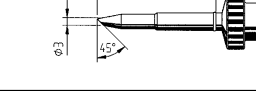
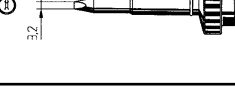
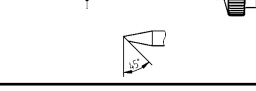

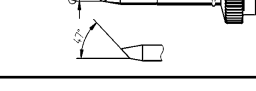

ERSADUR long-life soldering tips for: see page 35/36  
Product group 1

Figure / Description	Order No.	pcs	€ / pu	GTIN	Figure / Description	Order No.	pcs	€ / pu	GTIN
		p.	pu	(EAN-Code)			p.	pu	(EAN-Code)
			excl. VAT					excl. VAT	
pencil point, extended, 0.4 mm/0.016 in $\varnothing$ 	<b>0842UDLF/SB</b> <b>0842UDLF/10</b>	1 10	18.88 170.00	4 003008 074970 4 003008 075526	pencil point, extended, 0.4 mm/0.016 in $\varnothing$ 	<b>0842UD/SB</b> <b>0842UD/10</b>	1 10	14.38 129.13	4 003008 076110 4 003008 066821
pencil point, extended, 0.8 mm/0.031 in $\varnothing$ 	<b>0842SDLF/SB</b> <b>0842SDLF/10</b>	1 10	18.88 170.00	4 003008 074666 4 003008 075519	pencil point, extended, 0.8 mm/0.031 in $\varnothing$ 	<b>0842SD/SB</b> <b>0842SD/10</b>	1 10	14.38 129.13	4 003008 076103 4 003008 066876
pencil point, 1.0 mm/0.039 in $\varnothing$ 	<b>0842BDLF/SB</b> <b>0842BDLF/10</b>	1 10	18.88 170.00	4 003008 074635 4 003008 075472	pencil point, 1.0 mm/0.039 in $\varnothing$ 	<b>0842BD/SB</b> <b>0842BD/10</b>	1 10	14.38 129.13	4 003008 076059 4 003008 066814
chisel-shaped, 1.6 mm/0.063 in 	<b>0842YDLF/SB</b> <b>0842YDLF/10</b>	1 10	18.88 170.00	4 003008 075335 4 003008 075533	chisel-shaped, 1.6 mm/0.063 in 	<b>0842YD/SB</b> <b>0842YD/10</b>	1 10	14.38 129.13	4 003008 076127 4 003008 066852
chisel-shaped, 2.2 mm/0.087 in 	<b>0842CDLF/SB</b> <b>0842CDLF/10</b>	1 10	18.88 170.00	4 003008 074642 4 003008 075489	chisel-shaped, 2.2 mm/0.087 in 	<b>0842CD/SB</b> <b>0842CD/10</b>	1 10	14.38 129.13	4 003008 077377 4 003008 066838
chisel-shaped, extended, 2.2 mm/0.087 in 	<b>0842KDLF/SB</b> <b>0842KDLF/10</b>	1 10	18.88 170.00	4 003008 075328 4 003008 075502	chisel-shaped, extended, 2.2 mm/0.087 in 	<b>0842KD/SB</b> <b>0842KD/10</b>	1 10	14.38 129.13	4 003008 076097 4 003008 066883
chisel-shaped, 3.2 mm/0.126 in 	<b>0842EDLF/SB</b> <b>0842EDLF/10</b>	1 10	18.88 170.00	4 003008 074659 4 003008 075496	chisel-shaped, 3.2 mm/0.126 in 	<b>0842ED/SB</b> <b>0842ED/10</b>	1 10	14.38 129.13	4 003008 076134 4 003008 066890
pencil point, bent, 0.4 mm/0.016 in $\varnothing$ 	<b>0842ID/SB</b> <b>0842ID/10</b>	1 10	20.63 183.75	4 003008 077384 4 003008 081978					
chisel-shaped, bent, 2.2 mm/0.087 in 	<b>0842JD/SB</b>	1	20.63	4 003008 076080					

Further tips on request.  
Subject to technical changes!

pu = packing unit; /SB = single piece package; /10 = 10 pcs packing unit

ERSADUR long-life tips for:  
Product group 1

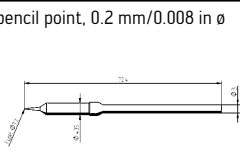
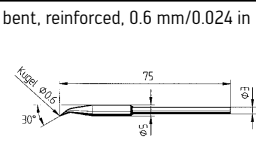
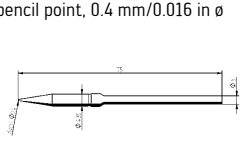
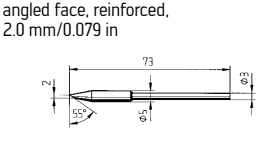
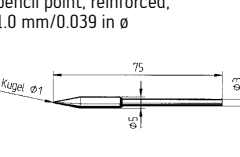
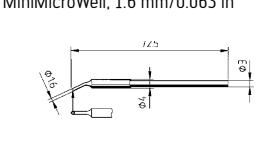
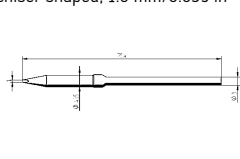
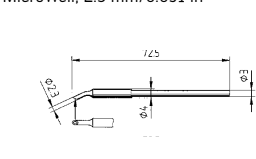
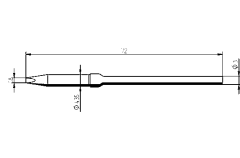
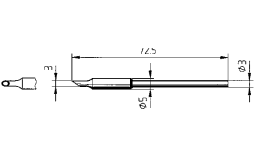
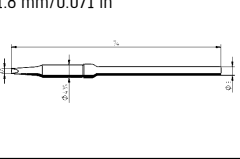
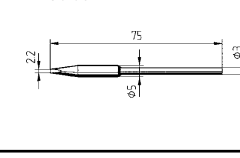
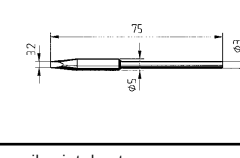
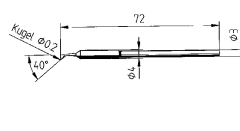
Figure / Description	Order No.	pcs p. pu	€ / pu excl. VAT	GTIN (EAN-Code)	Figure / Description	Order No.	pcs p. pu	€ / pu excl. VAT	GTIN (EAN-Code)
 pencil point, 0.4 mm/0.016 in ø	0612SDFL/SB 0612SDFL/10	1 10	28.50 270.25	4 003008 075038 4 003008 075793	 chisel-shaped, bent 30°, 1.6 mm/0.063 in	0612JD/SB	1	41.88	4 003008 076936
 pencil point, 0.8 mm/0.031 in ø	0612UDLF/SB 0612UDLF/10	1 10	28.50 270.25	4 003008 075632 4 003008 075625	 PLCC blade, 1.5 mm/0.059 in	0612MD/SB	1	67.00	4 003008 076950
 pencil point, 1.0 mm/0.039 in ø	0612BDFL/SB 0612BDFL/10	1 10	28.50 270.25	4 003008 074994 4 003008 075557	 Ersa TechWell with concave portion, 3.0 mm/0.118 in	0612TW/SB	1	56.00	4 003008 076974
 chisel-shaped, 1.0 mm/0.039 in	0612CDFL/SB 0612CDFL/10	1 10	28.50 270.25	4 003008 075007 4 003008 075564	 Ersa SolderWell with concave portion, bent 30°, 2.5 mm/0.098 in	0612HD/SB	1	66.00	4 003008 076912
 chisel-shaped, 1.6 mm/0.063 in	0612ADLF/SB 0612ADLF/10	1 10	28.50 270.25	4 003008 074987 4 003008 075540	 WickTip 10.5 x 3.6 mm/0.413 x 0.142 in	0612ZD/SB	1	75.38	4 003008 076998
 chisel-shaped, 2.4 mm/0.094 in	0612KDLF/SB 0612KDLF/10	1 10	28.50 270.25	4 003008 075021 4 003008 075618	 angled face 45°, 3.0 mm/0.118 in	0612ND/SB	1	35.38	4 003008 076967
 chisel-shaped, 3.2 mm/0.126 in	0612EDLF/SB 0612EDLF/10	1 10	28.50 270.25	4 003008 075588 4 003008 075571	 angled face 45°, 2.0 mm/0.079 in	0612FDLF/SB	1	35.25	4 003008 083712
 chisel-shaped, 5.0 mm/0.197 in	0612GDLF/SB 0612GDLF/10	1 10	28.50 270.25	4 003008 075601 4 003008 075595	 angled face 45°, 4.0 mm/0.157 in	0612WDLF/SB	1	35.25	4 003008 083705
 pencil point, bent 30°, 0.4 mm/0.016 in ø	0612ID/SB	1	41.88	4 003008 076929					

Further tips on request.  
Subject to technical changes!

pu = packing unit; /SB = single piece package; /10 = 10 pcs packing unit



ERSADUR long-life tips for:  
Product group 1

Figure / Description	Order No.	pcs p. pu	€ / pu excl. VAT	GTIN (EAN-Code)	Figure / Description	Order No.	pcs p. pu	€ / pu excl. VAT	GTIN (EAN-Code)
 <p>pencil point, 0.2 mm/0.008 in ø</p>	0212SDLF/SB	1	19.13	4 003008 076608	 <p>bent, reinforced, 0.6 mm/0.024 in</p>	0212ID/SB	1	19.13	4 003008 076493
 <p>pencil point, 0.4 mm/0.016 in ø</p>	0212BDLF/SB	1	19.13	4 003008 076547	 <p>angled face, reinforced, 2.0 mm/0.079 in</p>	0212ND/SB	1	19.13	4 003008 076394
 <p>pencil point, reinforced, 1.0 mm/0.039 in ø</p>	0212ADLF/SB	1	19.13	4 003008 076615	 <p>MiniMicroWell, 1.6 mm/0.063 in</p>	0212WD/SB	1	56.00	4 003008 076400
 <p>chisel-shaped, 1.0 mm/0.039 in</p>	0212CDLF/SB	1	19.13	4 003008 076554	 <p>MicroWell, 2.3 mm/0.091 in</p>	0212MS/SB	1	36.50	4 003008 076530
 <p>chisel-shaped, 1.8 mm/0.071 in</p>	0212EDLF/SB	1	19.13	4 003008 076561	 <p>SolderWell, 3.0 mm/0.118 in</p>	0212OD/SB	1	42.13	4 003008 076516
 <p>chisel-shaped, extended, 1.8 mm/0.071 in</p>	0212KDLF/SB	1	19.13	4 003008 076592	<p><b>Note:</b> Fully equipped soldering and desoldering tip holder OSMD8012, OSMD8013 and OSMD8014 see page 33!</p>				
 <p>chisel-shaped, reinforced, 2.2 mm/0.087 in</p>	0212FDLF/SB	1	19.13	4 003008 076585					
 <p>chisel-shaped, reinforced, 3.2 mm/0.126 in</p>	0212GD/SB	1	19.13	4 003008 076486					
 <p>pencil point, bent, 0.2 mm/0.008 in</p>	0212RD/SB	1	20.88	4 003008 076417					

Further tips on request.  
Subject to technical changes!

pu = packing unit; /SB = single piece package; /10 = 10 pcs packing unit

ERSADUR desoldering tips (pair) for:  
Product group 1

- SMT UNIT 60 A/AC
- MICRO-CON 60 iA
- DIGITAL 2000 A

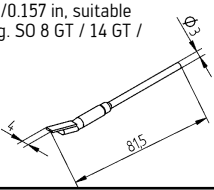
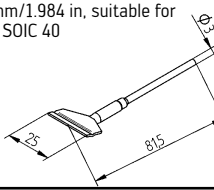
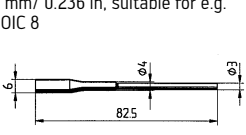
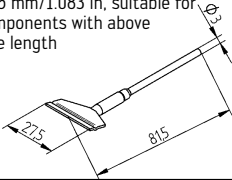
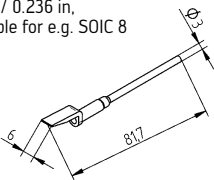
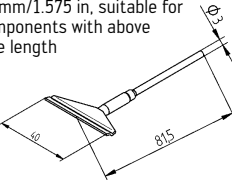
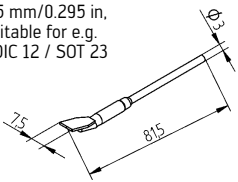
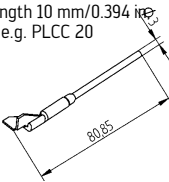
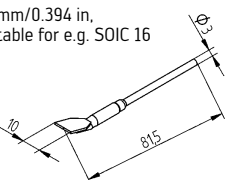
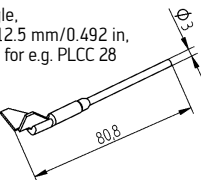
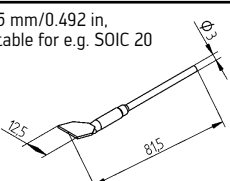
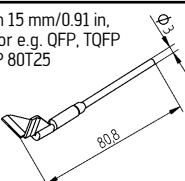
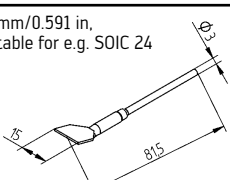
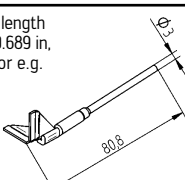
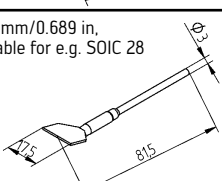
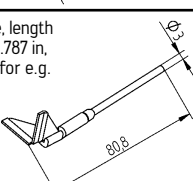
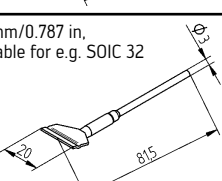
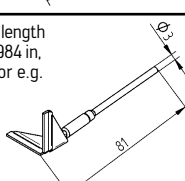
Pincette 40 desoldering tweezers  
CHIP TOOL desoldering tweezers

- REWORK 80
- SMD 8000

TC 40 desoldering tweezers

- i-CON
- i-CON2

CHIP TOOL desoldering tweezers

Figure / Description	Order No.	pcs p. pu	€ / pu excl. VAT	GTIN (EAN-Code)	Figure / Description	Order No.	pcs p. pu	€ / pu excl. VAT	GTIN (EAN-Code)
4 mm/0.157 in, suitable for e.g. SO 8 GT / 14 GT / 16 GT 	<b>0452FDLF 040/SB</b>	1	50.50	4 003008 087420	25 mm/1.984 in, suitable for e.g. SOIC 40 	<b>0452FDLF/ 250/SB</b>	1	62.25	4 003008 087550
6 mm/ 0.236 in, suitable for e.g. SOIC 8 	<b>0422ED/SB</b>	1	41.25	4 003008 076684	27.5 mm/1.083 in, suitable for components with above side length 	<b>0452FDLF 275/SB</b>	1	64.25	4 003008 087574
6 mm/ 0.236 in, suitable for e.g. SOIC 8 	<b>0452EDLF 060/SB</b>	1	63.75	4 003008 087406	40 mm/1.575 in, suitable for components with above side length 	<b>0452FDLF 400/SB</b>	1	74.13	4 003008 087581
7.5 mm/0.295 in, suitable for e.g. SOIC 12 / SOT 23 	<b>0452FDLF 075/SB</b>	1	48.75	4 003008 087437	90° angle, length 10 mm/0.394 in, suitable for e.g. PLCC 20 	<b>0452QDLF 100/SB</b>	1	74.00	4 003008 087451
10 mm/0.394 in, suitable for e.g. SOIC 16 	<b>0452FDLF 100/SB</b>	1	50.50	4 003008 087444	90° angle, length 12.5 mm/0.492 in, suitable for e.g. PLCC 28 	<b>0452QDLF 125/SB</b>	1	75.38	4 003008 087475
12.5 mm/0.492 in, suitable for e.g. SOIC 20 	<b>0452FDLF 125/SB</b>	1	53.25	4 003008 087468	90° angle, length 15 mm/0.91 in, suitable for e.g. QFP, TQFP and TQFP 80T25 	<b>0452QDLF 150/SB</b>	1	76.63	4 003008 087499
15 mm/0.591 in, suitable for e.g. SOIC 24 	<b>0452FDLF 150/SB</b>	1	55.62	4 003008 087482	90° angle, length 17.5 mm/0.689 in, suitable for e.g. PLCC 44 	<b>0452QDLF 175/SB</b>	1	78.38	4 003008 087529
17.5 mm/0.689 in, suitable for e.g. SOIC 28 	<b>0452FDLF 175/SB</b>	1	59.13	4 003008 087512	90° angle, length 20 mm/0.787 in, suitable for e.g. PLCC 52 	<b>0452QDLF 200/SB</b>	1	79.88	4 003008 087543
20 mm/0.787 in, suitable for e.g. SOIC 32 	<b>0452FDLF 200/SB</b>	1	60.50	4 003008 087536	90° angle, length 25 mm/0.984 in, suitable for e.g. PLCC 68 	<b>0452QDLF 250/SB</b>	1	81.37	4 003008 087567

Further tips on request.  
Subject to technical changes!

pu = packing unit; /SB = single piece package; /10 = 10 pcs packing unit

# 422/452 series

ERSADUR desoldering tips (pair) for:  
Product group 1

# 462/472 series

Desoldering tips/hot air nozzles for  
Product group WI

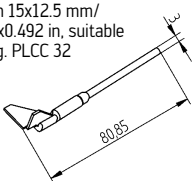
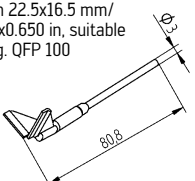
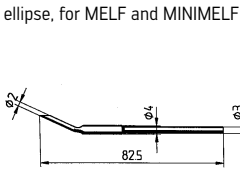
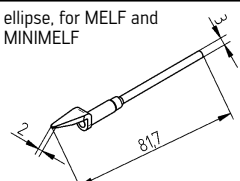
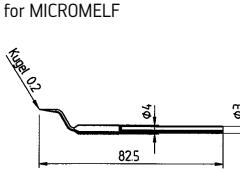
■ i-CON VARIO 2

CHIP TOOL VARIO tweezers  
i-TOOL AIR S hot air iron

43

■ i-CON VARIO 4

CHIP TOOL VARIO tweezers  
i-TOOL AIR S hot air iron

Figure / Description	Order No.	pcs p. pu	€ / pu excl. VAT	GTIN (EAN-Code)
length 15x12.5 mm/ 0.591x0.492 in, suitable for e.g. PLCC 32 	<b>0452RDLF</b> <b>150/SB</b>	1	79.75	4 003008 087505
length 22.5x16.5 mm/ 0.886x0.650 in, suitable for e.g. QFP 100 	<b>0452RDLF</b> <b>225/SB</b>	1	82.33	4 003008 087413
ellipse, for MELF and MINIMELF 	<b>0422MD/</b> <b>SB</b>	1	38.25	4 003008 076677
ellipse, for MELF and MINIMELF 	<b>0452MDLF</b> <b>020/SB</b>	1	62.25	4 003008 087390
for MICROMELF 	<b>0422SD/SB</b>	1	47.00	4 003008 076660

## 462 series

ERSADUR desoldering tips (pair) for:  
Product group WI

■ i-CON VARIO 2

CHIP TOOL VARIO tweezers

■ i-CON VARIO 4

CHIP TOOL VARIO tweezers

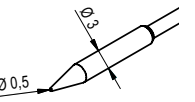
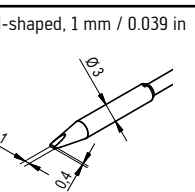
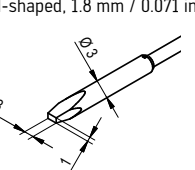
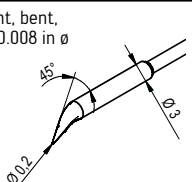
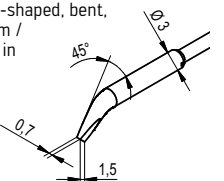
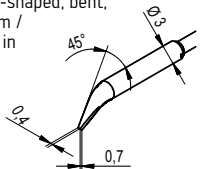
pencil point, 0.5 mm / 0.018 in $\varnothing$ 	<b>0462PDLF</b> <b>005/SB</b>	1	89.25	4 003008 092837
chisel-shaped, 1 mm / 0.039 in 	<b>0462CDLF</b> <b>010/SB</b>	1	89.25	4 003008 092813
chisel-shaped, 1.8 mm / 0.071 in 	<b>0462CDLF</b> <b>018/SB</b>	1	89.25	4 003008 092820

Figure / Description	Order No.	pcs p. pu	€ / pu excl. VAT	GTIN (EAN-Code)
pencil point, bent, 0.2 mm / 0.008 in $\varnothing$ 	<b>0462SDLF</b> <b>002/SB</b>	1	89.25	4 003008 092844
chisel-shaped, bent, 1.5 mm / 0.059 in 	<b>0462MDLF</b> <b>015/SB</b>	1	89.25	4 003008 092851
chisel-shaped, bent, 0.7 mm / 0.028 in 	<b>0462MDLF</b> <b>007/SB</b>	1	89.25	4 003008 092677

## 472 series

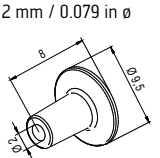
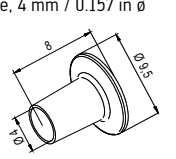
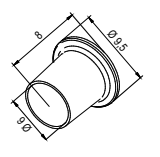
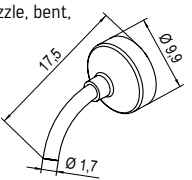
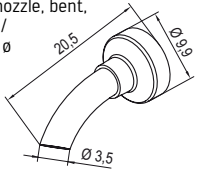
Hot air nozzles for:  
Product group WI

■ i-CON VARIO 2

i-TOOL AIR S hot air iron

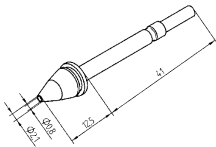
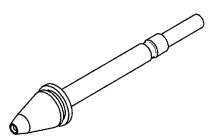
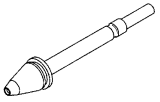
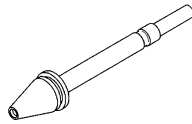
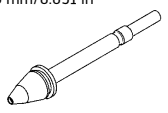
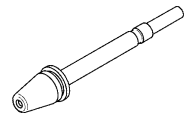
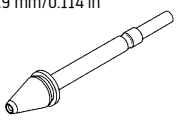
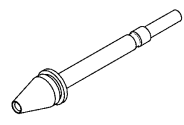
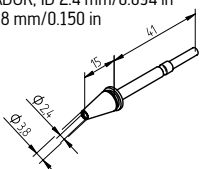
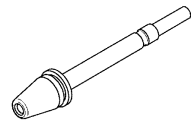
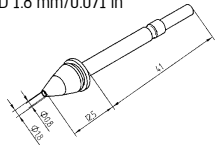
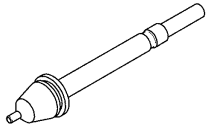
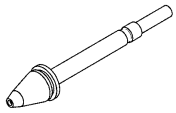
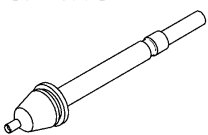
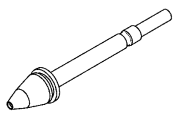
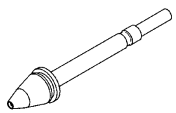
■ i-CON VARIO 4

i-TOOL AIR S hot air iron

hot air nozzle, 2 mm / 0.079 in $\varnothing$ 	<b>0472AR/</b> <b>SB</b>	1	10.89	4 003008 092806
hot air nozzle, 4 mm / 0.157 in $\varnothing$ 	<b>0472BR/</b> <b>SB</b>	1	10.89	4 003008 092783
hot air nozzle, 6 mm / 0.236 in $\varnothing$ 	<b>0472CR/</b> <b>SB</b>	1	10.89	4 003008 092790
hot air nozzle, bent, 1.7 mm / 0.067 in $\varnothing$ 	<b>0472DR/</b> <b>SB</b>	1	10.89	4 003008 093520
hot air nozzle, bent, 3.5 mm / 0.138 in $\varnothing$ 	<b>0472ER/</b> <b>SB</b>	1	10.89	4 003008 093780


Further tips on request.  
Subject to technical changes!

pu = packing unit; /SB = single piece package; /10 = 10 pcs packing unit

Figure / Description	Order No.	pcs p. pu	€ / pu excl. VAT	GTIN (EAN-Code)	Figure / Description	Order No.	pcs p. pu	€ / pu excl. VAT	GTIN (EAN-Code)
ERSADUR, ID 0.8 mm/0.031 in, OD 2.1 mm/0.083 in 	<b>0722ED 0821/SB</b>	1	32.38	4 003008 076349	nickel-plated, ID 1.2 mm/0.047 in OD 2.3 mm/0.091 in 	<b>0722EN 1223/SB</b>	1	25.50	4 003008 076288
ERSADUR, ID 1.2 mm/0.047 in, OD 2.6 mm/0.102 in 	<b>0722ED 1226/SB</b>	1	32.38	4 003008 076370	nickel-plated, ID 1.5 mm/0.059 in OD 2.9 mm/0.114 in 	<b>0722EN 1529/SB</b>	1	25.50	4 003008 076295
ERSADUR, ID 1.0 mm/0.039 in / 1.5 mm/0.059 in, OD 2.3 mm/0.091 in 	<b>0722ED 1023/SB</b>	1	32.38	4 003008 076356	nickel-plated, ID 1.5 mm/0.059 in OD 4.8 mm/0.189 in 	<b>0722EN 1548/SB</b>	1	25.50	4 003008 076301
ERSADUR, ID 1.0 mm/0.059 in / 1.5 mm/0.059 in, OD 2.9 mm/0.114 in 	<b>0722ED 1529/SB</b>	1	32.38	4 003008 076387	nickel-plated, ID 2.3 mm/0.091 in OD 3.2 mm/0.126 in 	<b>0722EN 2332/SB</b>	1	25.50	4 003008 076325
ERSADUR, ID 2.4 mm/0.094 in OD 3.8 mm/0.150 in 	<b>0722ED 2438/SB</b>	1	32.38	4 003008 084955	nickel-plated, ID 2.3 mm/0.091 in OD 4.8 mm/0.189 in 	<b>0722EN 2348/SB</b>	1	25.50	4 003008 076332
nickel-plated, ID 0.8 mm/0.031 in OD 1.8 mm/0.071 in 	<b>0722EN 0818/SB</b>	1	25.50	4 003008 076233	nickel-plated, ID 0.6 mm/0.236 in OD 1.5 mm/0.059 in 	<b>0722EN 0615S/SB</b>	1	25.50	4 003008 076226
nickel-plated, ID 0.8 mm/0.031 in OD 2.3 mm/0.091 in 	<b>0722EN 0823/SB</b>	1	25.50	4 003008 076240	nickel-plated, ID 1.0 mm/0.039 in OD 1.8 mm/0.071 in 	<b>0722EN 1018S/SB</b>	1	25.50	4 003008 076257
nickel-plated, ID 1.0 mm/0.039 in OD 2.0 mm/0.079 in 	<b>0722EN 1020/SB</b>	1	25.50	4 003008 076264					
nickel-plated, ID 1.0 mm/0.039 in OD 2.3 mm/0.091 in 	<b>0722EN 1023/SB</b>	1	25.50	4 003008 076271					

Further tips on request.  
Subject to technical changes!

Over the past two decades, rework and repair of electronic assemblies has been one of the most exciting and challenging undertakings in the industry. The PCBs' increasing complexity as well as the advancements in packages has put additional demands on both rework specialists and their equipment. Applications oriented, innovative solutions are the key to success in this demanding field.




Ersa took on the rework challenge almost fifteen years ago when it introduced its first patented medium wavelength infrared rework system, the Ersa IR 500. Today, we are proud to boast one of the world's largest installed equipment bases of over 6,000 systems ranging from smaller benchtop units to larger semi-automated machines. Ersa rework systems have proven themselves to be the undisputed leaders in handling the largest variety of rework applications. From the smallest 0201 up to large SMT connectors, from SMT Flip-Chips to THT Pin Grid Arrays, from BGA on flex circuit to stacked BGAs and from metal shields to plastic processor sockets, the safe IR technology handles it all.

The market leader's complete range of rework products is introduced and described in the Ersa "Rework and Inspection Catalog".




IRSoft is the universal, system control, process documentation, and process visualization software platform designed for use with all Ersa rework systems, from the smallest to the largest. The software concept ensures that operators can easily operate the different Ersa systems without additional training requirements.




## HYBRID REWORK 600

Redefined repair of assemblies – flexible, efficient, automated, safe! The flagship of Ersa's rework product line with innovative technology



## IR/PL 650

DynamicIR heating technology for large boards (460 mm x 560 mm); 9 programmable heating zones with 4,600 W; exact and user-friendly "Auto Pick & Place"




## IR/PL 550

Top-selling rework system with unrivalled price-performance-ratio; DynamicIR heating technology with 1,600 W; suitable for plastic or metal components, high- or low-mass SMD or PTH components

For nearly 15 years now, thousands of users worldwide have been benefiting from the ability to inspect hidden solder joints with the patented and award-winning ERSASCOPE inspection technology.

Industry experts, including the IPC, approve the great importance of using ERSASCOPE technology. In combination with X-ray inspection equipment, the ERSASCOPE systems provide the most complete view of potential problems in the production process. ERSASCOPE remains to be the undisputed industry standard for optically inspecting BGAs and other hidden solder joints!

Whether for inspection under Flip-Chips or for inspection where other microscopes cannot see, ERSASCOPE technology offers a significant added value to any quality assurance program.



### ERSASCOPE 1 – the original

90° viewing capability with high magnification for the inspection of all common types of components



### ERSASCOPE 2

Designed to handle low-profile components such as Flip-Chips,  $\mu$ BGAs and CSPs



## ERSASCOPE series

**“Best in class” optical inspection technology for inspection of hidden solder joints.**

The ERSASCOPE 1 is a cost-effective and economic system for the optical inspection of BGAs and hidden interior solder joints of SMT and THT components in accordance with the new IPC Inspection Standards (see IPC-7095B)

The ERSASCOPE 2 is currently the **only** inspection system worldwide offering exchangeable optical heads for Flip-Chip, CSP, BGA and 0201 optical inspection.

## Ersa MOBILE SCOPE

The Ersa MOBILE SCOPE is a compact and handy, portable video microscope. It has been designed for optical inspection and digital image recording including measurements of solder joints on Ball Grid Array (BGA),  $\mu$ BGA, CSP and Flip-Chip packages.


Further applications are the inspection of PCB lands and solder paste prints or the optical inspection of components on printed circuit boards in Surface Mount Technology (SMT) or in Trough Hole Technology (THT) in general. The Ersa MOBILE SCOPE is used in quality control, production, laboratories or R&D departments.



### MOBILE SCOPE

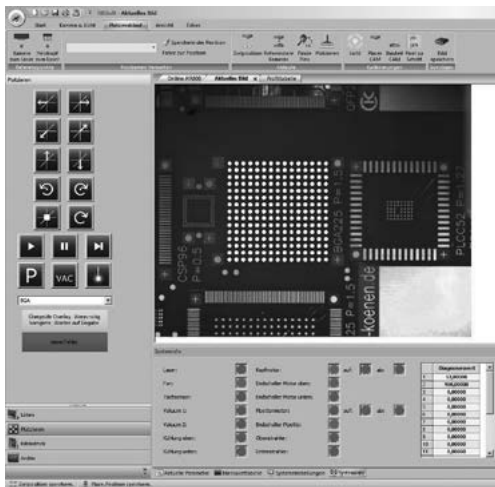
Mobile optical inspection system

Over the past two decades, rework and repair of electronic assemblies has been one of the most exciting and challenging undertakings in the industry. The PCBs' increasing complexity as well as the advancements in packages has put additional demands on both rework specialists and their equipment. Applications oriented, innovative solutions are the key to success in this demanding field.



Ersa took on the rework challenge almost fifteen years ago when it introduced its first patented medium wavelength infrared rework system, the Ersa IR 500. Today, we are proud to boast one of the world's largest installed equipment bases of over 6,000 systems ranging from smaller benchtop units to larger semi-automated machines. Ersa rework systems have proven themselves to be the undisputed leaders in handling the largest variety of rework applications. From the smallest 0201 up to large SMT connectors, from SMT Flip-Chips to THT Pin Grid Arrays, from BGA on flex circuit to stacked BGAs and from metal shields to plastic processor sockets, the safe IR technology handles it all.

The market leader's complete range of rework products is introduced and described in the Ersa "Rework and Inspection Catalog".



IRSoft is the universal, system control, process documentation, and process visualization software platform designed for use with all Ersa rework systems, from the smallest to the largest. The software concept ensures that operators can easily operate the different Ersa systems without additional training requirements.




### HYBRID REWORK 200

Compact Hybrid Rework System - Simple and fast desoldering and soldering of SMDs



### HYBRID REWORK 550

High performance rework for professionals - the new Ersa rework platform



### HYBRID REWORK 600/2

Redefined repair of assemblies – flexible, efficient, automated, safe! The flagship of Ersa's rework product line with innovative technology



### HYBRID REWORK 600 XL

Hybrid Rework System - automatic rework on large assemblies

For nearly 15 years now, thousands of users worldwide have been benefiting from the ability to inspect hidden solder joints with the patented and award-winning ERSASCOPE inspection technology.

Industry experts, including the IPC, approve the great importance of using ERSASCOPE technology. In combination with X-ray inspection equipment, the ERSASCOPE systems provide the most complete view of potential problems in the production process. ERSASCOPE remains to be the undisputed industry standard for optically inspecting BGAs and other hidden solder joints!

Whether for inspection under Flip-Chips or for inspection where other microscopes cannot see, ERSASCOPE technology offers a significant added value to any quality assurance program.



**ERSASCOPE 1** – the original: 90° viewing capability with high magnification for the inspection of all common types of components



**ERSASCOPE 2:** Designed to handle low-profile components such as Flip-Chips,  $\mu$ BGAs and CSPs



## Ersa MOBILE SCOPE

The Ersa mobile scope is a compact and handy, portable video microscope. It has been designed for optical inspection and digital image recording including measurements of solder joints on Ball Grid Array (BGA),  $\mu$ BGA, CSP and Flip-Chip packages.

Further applications are the inspection of PCB lands and solder paste prints or the optical inspection of components on printed circuit boards in Surface Mount Technology (SMT) or in Trough Hole Technology (THT) in general. The Ersa MOBILE SCOPE is used in quality control, production, laboratories or R&D departments.

**MOBILE SCOPE:** Mobile optical inspection system

## Training as qualified hand soldering specialist



### Your advantages

Well-educated and qualified employees save costs: process deviations can be identified and corrected before they lead to defects avoiding unnecessary rework. Further benefits are the optimal use of materials and reproducible quality. Since the participants are trained according to standardized and approved regulations they will all reach one level, finishing the several day training course with a certified technical and practical exam.

### Target group

Electronic production industry, mechanical engineering companies with their own electronic production, prototype and pattern makers. Employees from production departments, quality managers and engineers who are to produce or repair RoHS complying electronic products in the hand soldering process.

### Contents

The qualified hand soldering specialist will obtain a basic understanding for hand soldering electronic components – this means he/she will learn to understand the contents of working

instructions and to professionally and independently create hand solder joints according to instructions. Material properties will be discussed, and the necessity of a balance between soldering heat requirements and soldering heat resistance will be explained and tested afterwards by the trainees. The trainees will intensify the theoretical and practical knowledge they gained during the training course later in their daily work.

### Teaching methods and equipment

Each participant will obtain a hand soldering workplace with ESD equipment. Therefore the courses are limited to max. 10 persons. Furthermore, heating plates, soldering and desoldering stations, one inspection workplace as well as component preparation spots are available. The participants' progress in their capabilities is evaluated and documented during the training course. These practical results are the basis for the admission to the final exams for the qualified hand soldering expert.



As of January 1 2012

The following Terms and Conditions are only valid for use with business owners as provided for by § 14 of the German Civil Code, legal persons under public law or separate assets in accordance with public law. The Supplies – which include services, proposals, advice and ancillary services – shall only be made under the following terms and conditions. These nullify any Customer's terms and conditions to the contrary; these shall not be recognised even if the Supplier does not oppose them again on receipt.

## I. Offer

(1) The documents forming part of the offer, such as drawings, plans, weights and measurements, are definitive within the usual tolerances accepted within the industry, provided they are not expressly designated as binding.

(2) The Supplier shall reserve ownership rights and copyrights to all quotations, drawings and other documents; such documents must not be made accessible to any third parties. Any breaches of the foregoing provisions shall render the party at fault liable for full damages. The Supplier shall be obliged not to disclose to third parties any plans designated by the Customer as confidential, without the consent of the Customer. Any subsidiary agreements must be made in writing, including any alteration to this clause requiring written form.

(3) The prices for supplies are the sales prices and conditions valid on the day of delivery.

(4) Delivery deadlines given only apply subject to uninterrupted production and sufficient supplies of raw materials and ancillary materials. Interruptions to the production processes of the Supplier or its suppliers, which could not have been avoided with reasonable care, such as industrial disputes, legal or official orders which prevent supply, or cases of force majeure, shall entitle us to extend the delivery period within reason. If delivery ultimately becomes impossible under such circumstances, the Supplier shall not be obliged to deliver, and shall not be liable for the payment of compensation.

(5) The Supplier reserves the right during the delivery period to make changes to the design or form of the products which are reasonable to the Customer.

(6) Contractual agreements on the quality of the products may not be understood as a warranty for the purposes of § 276 (1) of the German Civil Code, unless any assurances to the contrary are expressly made at the request of the Customer.

## II. Delivery and transfer of risk

(1) In the area of soldering tools, delivery will be CPT (Incoterms 2010) named place of destination in Germany, in the case of a net order value in excess of € 250.00. The delivery outside of Germany will be FCA (Incoterms 2010), Erso, Wertheim. In case of dangerous goods we will calculate dangerous goods charges regardless of the value of goods. Exceptions in the case of soldering tools are rework and inspection systems, which will be delivered FCA (Incoterms 2010), Erso, Wertheim. The selection of dispatch method and means of transport in respect of soldering tools shall be at the reasonable discretion of the Supplier. If the Customer requires another type of dispatch method, the Customer shall be liable for the costs thereof. For deliveries of soldering tools with a net product value up to € 75.00 the Supplier shall invoice for a € 5.00 processing fee. In the area of soldering machines, deliveries shall be FCA (Incoterms 2010), Erso, Wertheim, excluding packaging. For deliveries with a net product value of up to € 75.00 the Supplier shall invoice for a € 15.00 processing fee.

(2) Expenses for the installation, assembly and commissioning of machines shall be invoiced on a cost basis.

(3) Dispatch shall be at the Customer's risk, subject to the Supplier taking all reasonable precautions.

## III. Warranty

In the case of defects of quality or title of the goods, or in the case that delivery is delayed or becomes impossible, the Supplier offers the following warranty, to the exclusion of any further claims and without prejudice to Section IV:

### Defects of quality:

(1) Any parts which prove to be defective due to circumstances prior to the transfer of risk shall be improved or replaced, at the Supplier's reasonable discretion, free of charge. The Supplier must be informed immediately, in writing, of the discovery of such defects. Parts which have been replaced become the property of the Supplier.

(2) The Customer shall give the Supplier sufficient time and opportunity, by arrangement, to undertake any improvements and deliveries of replacement parts which the Supplier deems necessary; failing this, the Supplier shall be released from any consequential liability arising therefrom. Only in urgent cases of danger to the operational safety or for the prevention of comparatively major damage, in which case the Supplier must be notified immediately, shall the Customer have the right to rectify the defect itself, or have it rectified by a third party, and to demand repayment of the necessary costs from the Supplier.

(3) Of the costs arising from the improvements and/or deliveries of replacements, the Supplier shall bear the following, provided the claim is proved to be justified: the cost of the replacement part including dispatch and the reasonable costs of removal and re-installation, and in addition, provided this may reasonably be required depending on the individual circumstances, the costs of making available any necessary fitters and ancillary staff.

(4) Within the scope of the legal provisions, the Customer has the right to withdraw from the contract if the Supplier - taking account of the legal exceptions - allows a reasonable period, which may have been set for it to carry out improvements or supply replacement parts due to a defect, to elapse without result. If only a slight defect arises, the Customer has only a right to reduce the contractual price. In all other circumstances the right to reduce the contractual price is excluded.

(5) If the Customer or a third party makes improper improvements or repairs, the Supplier shall not be liable for the consequences. The same applies to any changes to the products supplied, undertaken without the prior consent of the Supplier.

(6) Returns of defect-free products will only be accepted following written confirmation by the sales management. Depending on the condition of the packaging, and the versions of the products in question, an ex gratia payment of up to 60% of the purchase price will be credited.

### Defects in title:

(7) If the use of the products supplied leads to a breach of intellectual property rights or copyrights in Germany, the Supplier shall, at its own expense, obtain the right for the Customer to continue to use the product, or modify the product, to an extent reasonable for the Customer, in such a way that it is no longer in breach of the intellectual property rights. If this is not possible under reasonable economic conditions, the Customer shall be entitled to withdraw from the contract. Under such conditions, the Supplier shall also be entitled to withdraw from the contract. Moreover, the Supplier shall indemnify the Customer against the effects of any claims by the owner of the relevant intellectual property rights which are uncontested or confirmed by a final judgement.

(8) The obligations of the Supplier specified in Section III 7 apply subject to the provisions of Section IV 2 in the case of breach of intellectual property rights or copyrights. These obligations shall only exist provided - the Customer informs the Supplier immediately of any breaches of intellectual property rights or copyrights claimed,

- the Customer supports the Supplier to a reasonable extent in defence against the claims made, or allows the Supplier to undertake modifications in accordance with Section III 7,

- the Supplier retains the right to all preventive measures, including out-of-court settlements,

- the defective title is not due to instructions received from the Customer,

- the infringement has not been caused by the Customer altering the products supplied without proper authority, or using them in a way which is not in accordance with the contract.

### Inability to deliver, delay in delivery:

(9) The Customer may withdraw from the contract if the Supplier becomes unable to make final and complete delivery prior to transfer of risk. The same applies in the case of insolvency of the Supplier. The

Customer may also withdraw from the contract, if, in the case of an order of a batch of similar goods, it is impossible to supply a part of the total number, and the Customer has a justified interest in refusing a partial shipment; if this is not the case, the Customer may reduce the payment accordingly.

(10) If the inability to deliver arises during a delay in acceptance, or due to the fault of the Customer, the Customer shall still be obliged to pay.

(11) If the Customer suffers loss or damage due to a delay resulting from a fault by the Supplier, the Customer shall be entitled to demand compensation for the delay in accordance with Section IV 2.

(12) If the Supplier is in delay - taking account of the legal exceptions - and the Customer grants a reasonable period for performance, and such period is not complied with, the Customer shall be entitled to withdraw from the contract within the scope of the legal prescriptions. Further claims arising from delay or inability to deliver shall be determined exclusively in accordance with Section IV 2 of these Terms and Conditions.

## IV. Liability

(1) If the products supplied cannot be used by the Customer in accordance with the contract due to breach of contractual accessory obligations, in particular the provision of instructions for the operation and maintenance of the products supplied, the provisions of Sections III and IV 2 shall apply accordingly, to the exclusion of any further claims by the Customer.

(2) The Supplier shall only be liable - regardless of the legal grounds - for damages arising other than to the actual products supplied

- in the case of intent,

- in the case of gross negligence by the proprietor / managing body or senior employees of the Supplier,

- in the case of culpable physical injury or damage to health,

- in the case of defects which it has kept silent about, or in respect of which it has warranted their absence,

- insofar as liability exists in accordance with the Product Liability Law governing personal injury or damage to property in respect of objects for private use, and this can be traced back to defects in the products supplied.

In the case of culpable neglect of essential contractual obligations, the Supplier shall also be liable in case of gross negligence of non-senior employees, and in the case of ordinary negligence; in the latter case liability shall be limited to contractually typical, reasonably foreseeable damage.

Any further claims are excluded.

## V. Limitation

The Customer's entitlement to make any claim - regardless of the legal grounds - shall expire in 12 months. In the case of negligent or malicious behaviour, and in the case of claims in accordance with the Product Liability Law, the legally-prescribed periods apply. These also apply in the case of defects to a structure, or to products supplied which are used for a structure in accordance with their normal use, which have caused defects in the said structure.

Any further claims are excluded.

## VI. Payment

(1) Invoices are payable as follows:

- In respect of soldering tools and production equipment, within 14 days from the date of invoice with 2% discount, or within 30 days net. The discount will only be granted if there are no outstanding arrears.

- In respect of soldering tools for rework and inspection systems, within 30 days net from issue of invoice.

- In respect of soldering machines, 50 % with the order and 50 % on readiness within 30 days from issue of invoice, in all cases net.

- Services are payable without deduction net.

(2) If payment deadlines are not met, the Supplier reserves the right to charge interest of 8% above the base rate at the time of the European Central Bank.

(3) In the case of first orders, the Supplier is entitled to supply under cash-on-delivery conditions, or to deliver on receipt of a prepayment. Similarly, if the creditworthiness of the Customer deteriorates, deliveries may be made cash-on-delivery or subject to a prepayment.

(4) In the case of overdue accounts receivable, the Supplier is entitled to declare all accounts receivable due and payable. All accounts receivable shall likewise be immediately due and receivable in the event of a subsequent deterioration of the Customer's creditworthiness.

## VII. Retention of title, assignment by way of security

(1) The products remain the property of the Supplier pending fulfilment by the Customer of all claims arising from the business relationship.

(2) All accounts receivable accruing to the Customer from the delivery to a third party of Goods under Title Retention are herewith assigned to the Supplier for security purposes in an amount equivalent to the accounts receivable of the Supplier from the overall business relationship.

(3) If the Customer processes the goods of the Supplier, the latter shall be deemed the manufacturer and acquire ownership of the new goods being created. If such processing involves the use of other materials, the Supplier shall acquire co-ownership at the ratio of the invoice value of the Supplier's goods to the invoice value of the other materials used. If in the event of the combining or mixing of the Supplier's goods with an object of the Customer, such object is considered the principal object, with the co-ownership of the object devolving on the Supplier at the ratio of the invoice value of the Supplier's goods to the invoice value or - in the absence of such - the fair market value of the principal object. In these cases the Customer shall be deemed to hold any such goods subject to the Supplier's co-ownership.

(4) The Supplier must be notified immediately of any loss, damage, pledging or other interventions by third parties with relation to goods under retention of title, or pledging of assigned accounts receivable. Any costs arising from the making of claims in this regard by the Supplier shall be borne by the Customer.

## VIII. Exports

(1) The export of the Supplier's products to countries in respect of which the Supplier has exclusive marketing rights is only permitted subject to the Supplier's express consent.

(2) The delivered goods can contain components and / or software subject to applicable export control regulations of the European Community, the Federal Republic of Germany as well as of the export control regulations of the United States of America.

The Customer agrees to observe the export control regulations of the above-mentioned countries and not to deliver to so called critical countries, critical recipients, for critical end-uses. The Supplier is not obliged to fulfil the contract to the Customer, unless this would lead to violations of export control regulations.

### IX. Final provisions

(1) The place of performance for delivery and payment is Wertheim/Main. The place of jurisdiction, including in respect of any proceedings relating to bills of exchange or cheques, is Würzburg. The Supplier is also entitled to initiate litigation proceedings at the location of the Customer's head office.

(2) The laws of the Federal Republic of Germany shall apply.

(3) Should any of the above provisions be or become invalid, this shall not affect the validity of the remaining provisions of the General Terms of Sales, Delivery and Payment. In such a case the parties shall be obliged, in place of the invalid clause, to agree on a valid clause which approximates as closely as possible to the economic intent of the original. The same shall apply in the event of an omission in the provisions of these General Terms of Sales, Delivery and Payment.

# Ersa Electronics Production Equipment

## There is more we can do!

### Benefit from our rework & inspection systems, from our soldering systems and training programs to increase productivity at your production facility

Ersa, Europe's largest manufacturer of soldering systems, has the largest product range for the joining technology as applied in electronics production.

#### Rework & Inspection Systems

For many years already, more than 6,000 users have been benefiting worldwide from leading IR rework and inspection solutions made by Ersa. The Ersa systems with patented IR technology have acquired their leading market position not only because of their outstanding price-performance ratio, but also because they provide best results in demanding applications. The ERSASCOPE inspection systems for the non-destructive inspection of hidden solder joints have become a standard

and should not be missing in any electronics production today. This is regardless whether inspecting a BGA that has just been replaced by means of a rework system or whether parameterizing a production line.

#### Soldering Systems & Screen Printers

In our business group "systems" we manufacture stencil printers, reflow systems as well as wave- and selective soldering systems. Through our longstanding cooperation with many manufacturers of electronic products all over the world, our knowledge of what is required by the industry has always kept pace with new developments and new processes. Reliability, low defect rates, continuous productivity improvements while keeping the

consumption of resources at a very low level as well as low maintenance costs are challenges, which are faced and mastered by Ersa on a daily basis.

#### Staff Trainings & Services

Ersa offers a comprehensive service program on all levels. At the same time employee qualification gains increasing importance. Benefit through qualifying your employees and have them participate in our training and continuous education programs. You will find more information on our website. Or just get in touch with your Ersa contact person!

#### ER-SA ELEKTRİK ELEKTRONİK MALZEME PAZARLAMA TİCARET LİMİTED ŞİRKETİ

Perpa Ticaret Merkezi A Blok Kat:8

No:697 Şişli/İstanbul

Tel +90 212 320 98 70

Fax +90 212 320 98 74

info@ersaelektrik.com

www.ersaelektrik.com

#### Ersa GmbH

Leonhard-Karl-Str. 24  
97877 Wertheim/Germany

Tel. +49 9342 800-0

Fax +49 9342 800-127

info@ersa.de

www.ersa.com



#### America

##### Ersa North America

info-ena@kurtzersa.com

#### Kurtz Ersa Mexico

info-kmx@kurtzersa.com

#### Asia

##### Ersa Asia Pacific

info-eap@kurtzersa.com

#### Ersa Shanghai

info-esh@kurtzersa.com

#### Ersa Korea

kmc@kmckr.co.kr

#### France

##### Ersa France

info@ersa-electronics.fr



# kurtz ersa